Advantages of THYBLATE™ Procedure

EXPERIENCE THE THYBLATE™ DIFFERENCE:

A non-surgical, percutaneous thyroid ablation procedure that effectively reduces the size of thyroid nodules with minimal downtime.

Clinical Benefits

- **Thyroid Function is Preserved**
- **Minimally Invasive**
  No scarring from surgical incision
- **Outpatient Procedure**
  Can be performed under local anesthesia
- **High Efficacy**
  (90% nodule reduction in size at 3 years follow up[1])
- **Low Complication Rate**
  (3-5%[2])
- **Can be Repeated**



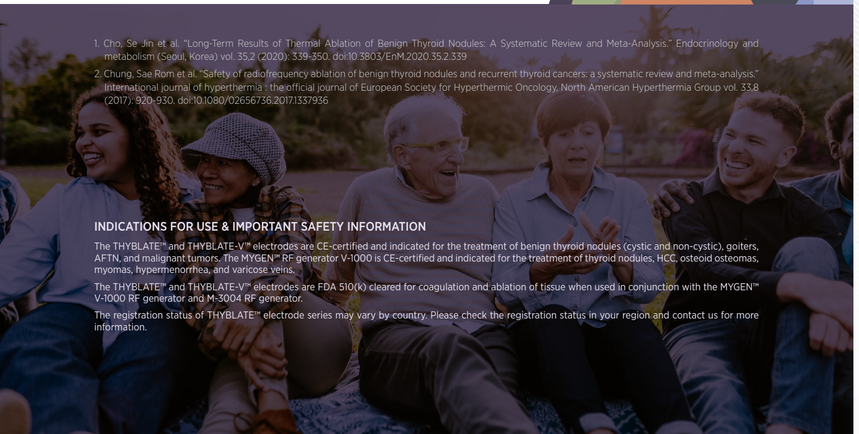

1. Cho, Se Jin et al. "Long-Term Results of Thermal Ablation of Benign Thyroid Nodules: A Systematic Review and Meta-Analysis." Endocrinology and metabolism (Seoul, Korea) vol. 35,2 (2020): 339-350. doi:10.3803/EnM.2020.35.2.339
2. Chung, Sae Rom et al. "Safety of radiofrequency ablation of benign thyroid nodules and recurrent thyroid cancers: a systematic review and meta-analysis." International journal of hyperthermia : the official journal of European Society for Hyperthermic Oncology, North American Hyperthermia Group vol. 33,8 (2017): 920-930. doi:10.1080/02656736.2017.1337936

INDICATIONS FOR USE & IMPORTANT SAFETY INFORMATION

The THYBLATE™ and THYBLATE-V™ electrodes are CE-certified and indicated for the treatment of benign thyroid nodules (cystic and non-cystic), goiters, AFTN, and malignant tumors. The MYGEN™ RF generator V-1000 is CE-certified and indicated for the treatment of thyroid nodules, HCC, osteoid osteomas, myomas, hypermenorrhea, and varicose veins.

The THYBLATE™ and THYBLATE-V™ electrodes are FDA 510(k) cleared for coagulation and ablation of tissue when used in conjunction with the MYGEN™ V-1000 RF generator and M-3004 RF generator.

The registration status of THYBLATE™ electrode series may vary by country. Please check the registration status in your region and contact us for more information.

Specifications

THYBLATE™ Electrodes

Product Code	Gauge	Length	Exposure Length	Product Code	Gauge	Length	Exposure Length	Type
RFTP 0703N	18G	70mm	3mm	RFTP 0703LN	19G	70mm	3mm	Cooled Tip
RFTP 0705N			5mm	RFTP 0705LN			5mm	
RFTP 0707N			7mm	RFTP 0707LN			7mm	
RFTP 0710N			10mm	RFTP 0710LN			10mm	
RFTP 0715N			15mm	RFTP 0715LN			15mm	
RFTP 1003N	18G	100mm	3mm	RFTP 1003LN	19G	100mm	3mm	
RFTP 1005N			5mm	RFTP 1005LN			5mm	
RFTP 1007N			7mm	RFTP 1007LN			7mm	
RFTP 1010N			10mm	RFTP 1010LN			10mm	
RFTP 1015N			15mm	RFTP 1015LN			15mm	
RFTSP 0703N	18G	70mm	3mm	RFTSP 0703LN	19G	70mm	3mm	Cooled-Wet Tip
RFTSP 0705N			5mm	RFTSP 0705LN			5mm	
RFTSP 0707N			7mm	RFTSP 0707LN			7mm	
RFTSP 0710N			10mm	RFTSP 0710LN			10mm	
RFTSP 0715N			15mm	RFTSP 0715LN			15mm	

THYBLATE-V™ Electrodes

Product Code	Gauge	Length	Exposure Length	Type
RFTV 07XXV	18G	70mm	3.8 - 13.8mm	Cooled Tip
RFTV 010XXV		100mm		
RFTVS 07XXV		70mm	3.8 - 13.8mm	Cooled-Wet Tip
RFTVS 10XXV		100mm		

THYBLATE-V2™ Electrodes

Product Code	Gauge	Length	Exposure Length	Type
RFTV2 07XXV	18G	70mm	3.0 - 15mm	Cooled Tip
RFTV2 010XXV		100mm		
RFTVS2 07XXV		70mm	3.0 - 15mm	Cooled-Wet Tip
RFTVS2 10XXV		100mm		

MYGEN™ V-1000 Generator

Product Code	V-1000	**Output RF Frequency**	480kHz
Protection Class	I	**Output RF Power**	140W
Protection Type	BF	**Measuring Temperature**	1 -200
Input Power Voltage	AC 220-240V, 127V, 110V	**Load Impedance Range**	Z=25-1000 Ω at 480 kHz
Input Power Frequency	50/60Hz	**Alarm Sound**	65dB
Maximum Input Power	300VA	**Software Type**	A, T, & G type

RF Medical Co., Ltd.
#502-#507, #511, #601, World Merdian 254 Beotkkot-ro, Geumcheon-gu, Seoul, South Korea (08511)
Tel. +(82) 2-2108-4200
overseas@rfa.co.kr www.rfa.co.kr

EC REP **OBELIS S.A**
Bd Général Wahis, 53, B-1030
Brussels, Belgium
Tel: +(32) 2-732-5954 Fax: +(32) 2 732-6003
www.obelis.net

RFCT-002(E) Rev. 12 (2025.02.05)

CE 1639

THYBLATE™

An Advanced
Radiofrequency Ablation System
for **Thyroid Tumors**



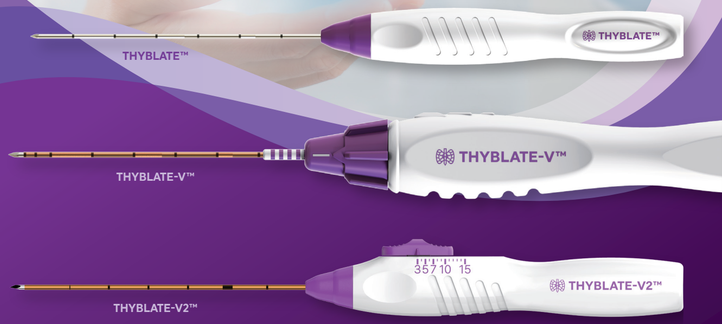

RF MEDICAL

THYBLATE™

THYBLATE™ Series

Types

Cooled-Wet Tip*
Cooled and Saline Perfused Electrode

Saline-perfused system allows for larger ablations with less repositioning when ablating large nodules.

Cooled Tip
Internally Cooled Electrode

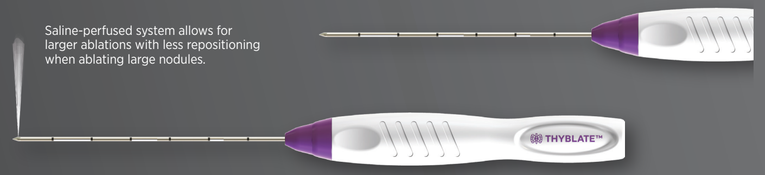

*Patented. Saline-perfused system allows for larger ablations with less repositioning when ablating large nodules.

Features

- ECHOGENIC MARKERS
- SMOOTH COATING
- ERGONOMICALLY DESIGNED HANDLE
- SHARP NEEDLES



Benefits

- SUPERIOR **NEEDLE VISIBILITY**
- **EASY MOVING-SHOT** ABLATION
- **COMFORTABLE** GRIP
- **EASY PUNCTURE** & A **SCAR FREE** PROCEDURE

MYGEN™ V-1000 RF Generator



Fixed Active Tip Electrodes

THYBLATE™

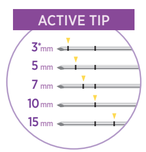

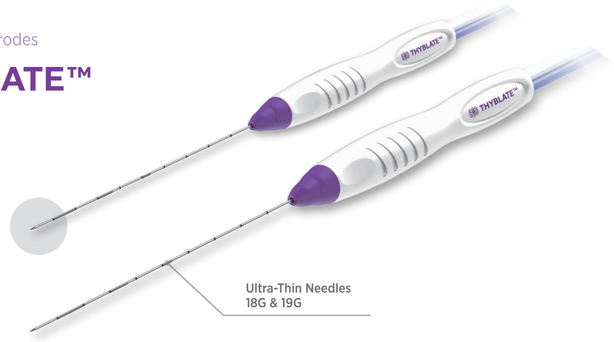

- **Ultra Thin** Needles
- **7 & 10 cm** Needles
- **Versatile** Active Tip Options

- Minimized Tissue Damage and Enhanced Patient Comfort
- Optimized for Targeted Thyroid RFA Procedures
- Effective Treatment of Various Nodule Sizes

* Our 3mm active tip is tailor-made for small lesions, such as PTMC and recurrent cancer. This active tip is the smallest exposure tip size currently available on the market.

Rotate-to-Adjust Active Tip Electrodes

THYBLATE-V™

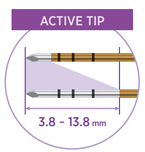

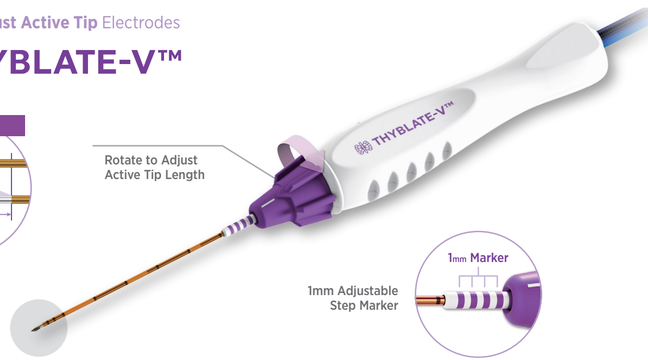

- **Adjustable** Active Tip

- Simplifies Stock Management
- Enables Precise Ablation and Better Margin Control
- Treats Multiple Nodule Sizes with One Electrode in a Single Visit

Slide-to-Adjust Active Tip Electrodes

THYBLATE-V2™

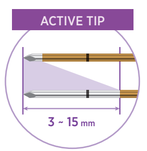

- **Adjustable** by **1mm**
- **Wider** Adjustment Range
- **No Need to Switch** Electrode
- **Lightweight & Ergonomic** Handle

- Precise Control
- Versatile Applications
- Enhanced Efficiency
- Easy to Use