

Your partner in spine & thorax surgery

NEURO FRANCE Implants

Spine & Thorax

Manufacturer & designer of implants for spine surgery

eSperlous

eSperlous Electronics Co., Ltd.
No. 10 ,Koy-e-Varzesh, Av. 13 ,Gisha (Koy-e-Nasr)
Tehran, Iran. Postcode: 1447613753
Tell: +98 (21) 88 230 560-9 (10 Lines)
Fax: +98 (21) 88 230 570-2
Cellphone: +98 912 818 43 68
Email: info@eSperlous.com
Web: www.eSperlous.com





DYNALIS®

Cervical disc prosthesis
Anterior cervical

MADE IN FRANCE

www.neuro-france.net

+33 (0)2 54 80 90 90

PRESENTATION

DYNALIS®C

☑ ANTERIOR CERVICAL APPROACH



The DYNALIS®C prosthesis is designed to **replace an intervertebral disc** in patients suffering from :
- Degenerative disc disease
- Cervico-brachial neuralgia

It **adapts to patient movements** thanks to its **PEEK OPTIMA™ core,** allowing lateral, rotational and flexion-extension movements.



☑ 3D MOBILITY IMPLANT

360° prosthesis rotation





PEEK-PEEK ARTICULATION

The two plates are made out of titanium **Ti-6Al-4V** and have a titanium plasma coating which :
- **improves osseointegration**
- **ensures a perfect fixation of the implant.**



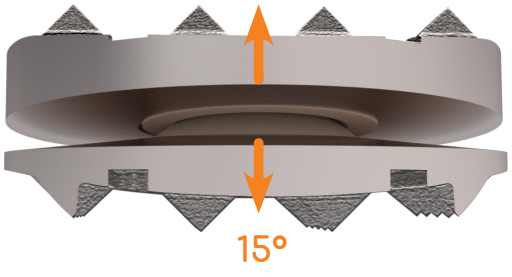

The DYNALIS®C is designed with a double anchorage :

- anti-expulsion teeth which **avoid any migration risk.**
- titanium plasma coating which allows a **solid fixation in the interbody space.**

☑ IMPLANTATION FROM C3 TO C7

Disc prosthesis

ADAPTS TO PATIENT MOVEMENTS

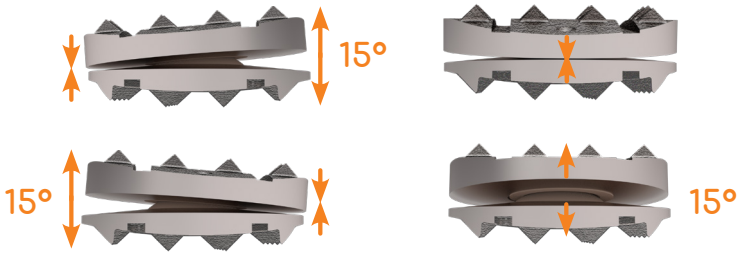

The PEEK OPTIMA™ core allows the implant to **follow the movements of the patient** in all directions without causing joint stress.

The DYNALIS®C prosthesis respects the principle of the instantaneous centre of rotation of the cervical spine.

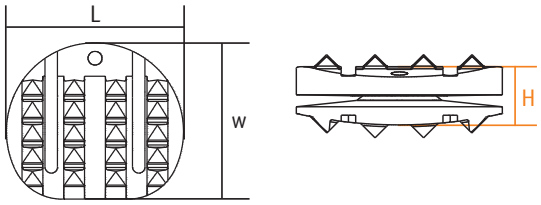

The anatomical shape of the implant ensures maximum contact between the vertebral endplates and the prosthesis.



The prosthesis is always supplied with its holder.



The device is made from non-magnetic materials. MRI examinations can be performed under standard clinical conditions. Please refer to the instructions for use for MRI-related information."

Supplied STERILE

CERVICAL DISC PROSTHESIS

Raw material used :
Ti-6Al-4V titanium plate part,
Titanium plasma coating,
PEEK OPTIMA™ core.

- **DYNALIS®C PROSTHESIS (w) 13 x (L) 15 mm**
(item n° : 6813XXS)
Available heights : H 05, 06, 07, 08 mm

- **DYNALIS®C PROSTHESIS (w) 15 x (L) 17 mm**
(item n° : 6815XXS)
Available heights : H 05, 06, 07, 08 mm



Templates (item n° : 0186XX) are used to define the size of cervical prosthesis to be used.



The DYNALIS®C cervical disc prosthesis is used with a handle for the prosthesis holder (item n° : 010930), which places the prosthesis in the intervertebral space.



A DYNALIS®C impactor (item n°: 010935) is also required to perfect the placement of the prosthesis.

Disc prosthesis

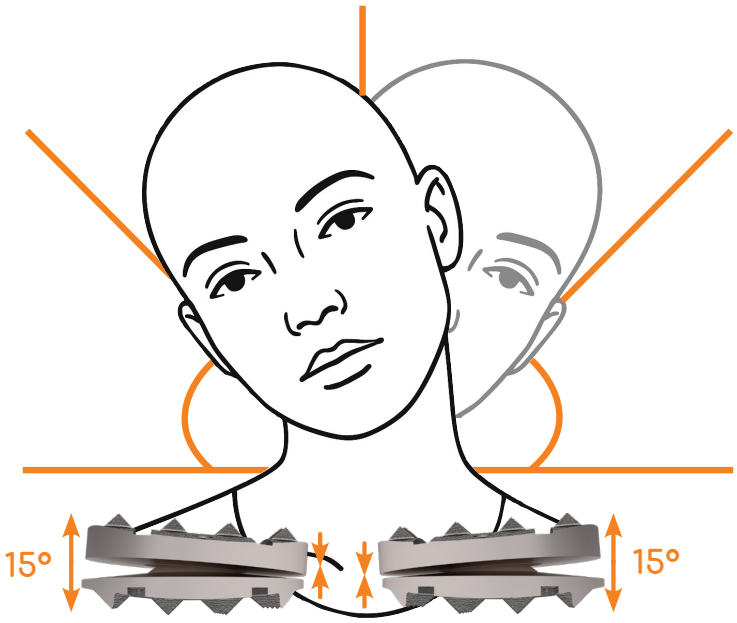

The DYNALIS®C disc prosthesis **restores the natural mobility** of the cervical spine in all planes :

- ☑ flexion extension
- ☑ lateral bending
- ☑ axial rotation

Its design respects anatomy, offering smooth, symmetrical and physiological motion.

Optimal balance between freedom & stability

With its controlled mobility, DYNALIS®C disc prosthesis **prevents undesirable hypermobility** while **ensuring full functional restoration.**

Movement is sufficient to preserve the biomechanical function of the spine, **without exceeding** limits that could compromise stability.

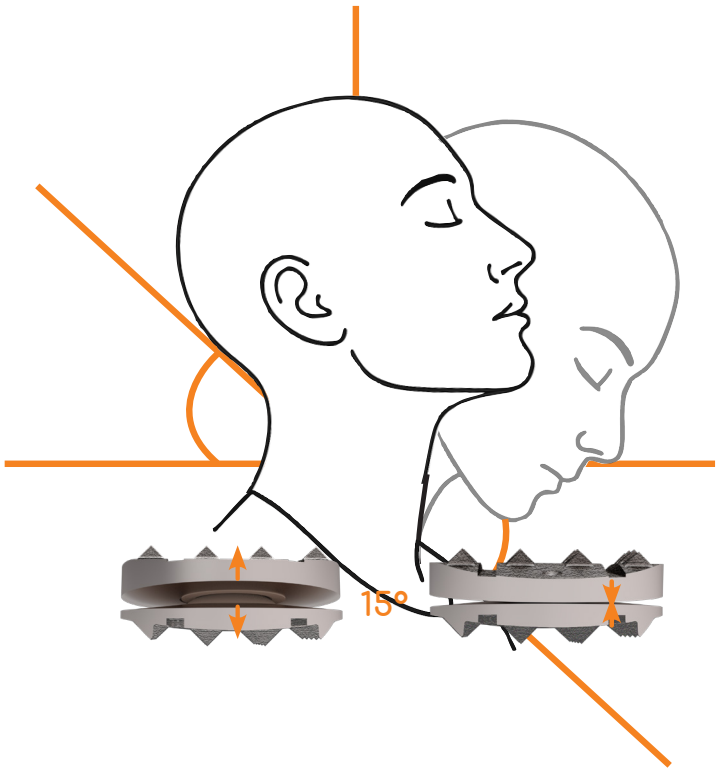

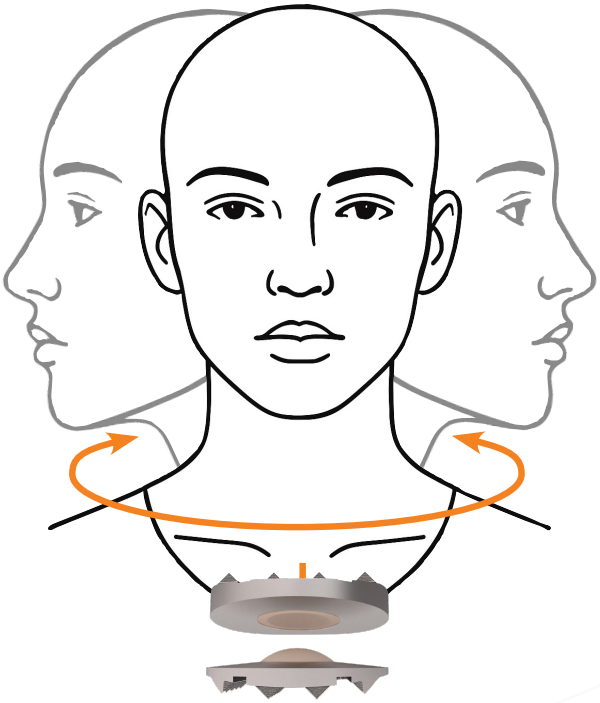

360° prosthesis rotation

Uniform mobility across all axes

Unlike many asymmetrical designs, DYNALIS®C disc prosthesis provides a balanced 15° mobility **across all axes.**

This unique symmetry promotes more **natural and consistent rehabilitation.**