

The Manneport, Rock Arch West of Etretat
Artist I Claude Oscar Monet

GENOSS
Vascular Intervention

Coronary Intervention Device

GENOSS DES (Sirolimus Eluting Coronary Stent System)
GENOSS BMS (Bare Metal Coronary Stent)
GENOSS DCB (Paclitaxel Coated PTCA Balloon Catheter)
GENOSS PTCA Balloon Catheter
GENOSS NC PTCA Balloon Catheter
Extractor Aspiration Catheter
GENOSS Inflator B30
GENOSS Inflator B30 and accessories
GENOSS Y-connector Set
Initiator Angiographic catheter

Peripheral Intervention Device

GENOSS Peripheral DCB PTA catheter
GENOSS PTA Balloon Catheter
Unis PICC
GENOSS Inflator B40

GENOSS

GENOSS
Vascular Intervention

Table of Contents

Coronary Intervention Device

GENOSS DES (Sirolimus Eluting Coronary Stent System) 07
GENOSS BMS (Bare Metal Coronary Stent) 13
GENOSS DCB (Paclitaxel Coated PTCA Balloon Catheter) 14
GENOSS PTCA Balloon Catheter 17
GENOSS NC PTCA Balloon Catheter 19
Extractor Aspiration Catheter 20
GENOSS Inflator B30 22
GENOSS Inflator B30 and accessories 23
GENOSS Y-connector Set 24
Initiator Angiographic catheter 25

Peripheral Intervention Device

GENOSS Peripheral DCB PTA catheter 30
GENOSS PTA Balloon Catheter 33
Unis PICC 35
GENOSS Inflator B40 37

Coronary Intervention Device

GENOSS DES (Sirolimus Eluting Coronary Stent System)
GENOSS BMS (Bare Metal Coronary Stent)
GENOSS DCB (Paclitaxel Coated PTCA Balloon Catheter)
GENOSS PTCA Balloon Catheter
GENOSS NC PTCA Balloon Catheter
Extractor Aspiration Catheter
GENOSS Inflator B30
GENOSS Inflator B30 and accessories
GENOSS Y-connector Set
Initiator Angiographic catheter

Clinical outcomes at 12 months with 2,000 participants in 17 institutions

ORIGINAL ARTICLE

2023 Jul 7. [Epub ahead of print]
https://doi.org/10.3904/kjim.2023.129

KJIM

Clinical safety and effectiveness of the Genoss drug-eluting stent in real-world clinical practice

Young Jin Youn[1], Jun-Won Lee[1], Sung Gyun Ahn[1], Seung-Hwan Lee[1], Junghan Yoon[1], Jae Hyoung Park[2], Sang-Yong Yoo[3], Woong Chol Kang[4], Nam Ho Lee[5], Ki Hwan Kwon[6], Joon Hyung Doh[7], Sang-Wook Lim[8], Yang Soo Jang[8], Dong Woon Jeon[9], Jung Ho Heo[10], Woong Gil Choi[11], Sungsoo Cho[12], Bong-Ki Lee[13], Hyonju Jeong[14], Bum-Kee Hong[15], and Hyun-Hee Choi[16]

[1]Division of Cardiology, Department of Internal Medicine, Wonju Severance Christian Hospital, Yonsei University Wonju College of Medicine, Wonju; [2]Department of Cardiology, Cardiovascular Center, Korea University Anam Hospital, Korea University College of Medicine, Seoul; [3]Division of Cardiology, Department of Internal Medicine, Gangneung Asan Hospital, University of Ulsan College of Medicine, Gangneung; [4]Department of Cardiology, Gachon University Gil Medical Center, Gachon University College of Medicine, Incheon; [5]Division of Cardiology, Department of Internal Medicine, Kangnam Sacred Heart Hospital, Hallym University College of Medicine, Seoul; [6]Division of Cardiology, Department of Internal Medicine, Ewha Womans University Mokdong Hospital, Ewha Womans University College of Medicine, Seoul; [7]Division of Cardiology, Department of Internal Medicine, Inje University Ilsan Paik Hospital, Inje University College of Medicine, Goyang; [8]Division of Cardiology, Department of Internal Medicine, CHA Bundang Medical Center, CHA University, Seongnam; [9]Division of Cardiology, Department of Internal Medicine, National Health Insurance Service Ilsan Hospital, Goyang; [10]Division of Cardiology, Department of Internal Medicine, Kosin University Gospel Hospital, Kosin University College of Medicine, Busan; [11]Division of Cardiology, Department of Internal Medicine, Chungbuk National University Hospital, Chungbuk National University College of Medicine, Cheongju; [12]Division of Cardiology, Department of Internal Medicine, Chung-Ang University Gwangmyeong Hospital, Chung-Ang University College of Medicine, Gwangmyeong; [13]Division of Cardiology, Department of Internal Medicine, Kangwon National University Hospital, Kangwon National University School of Medicine, Chuncheon; [14]Division of Cardiology, Department of Internal Medicine, Myongji Hospital, Hanyang University Medical Center, Goyang; [15]Division of Cardiology, Heart Center, Gangnam Severance Hospital, Yonsei University College of Medicine, Seoul; [16]Division of Cardiology, Cardiovascular Center, Chuncheon Sacred Heart Hospital, Hallym University College of Medicine, Chuncheon, Korea

One-year clinical outcomes of all-comer patients treated with the Genoss DES™

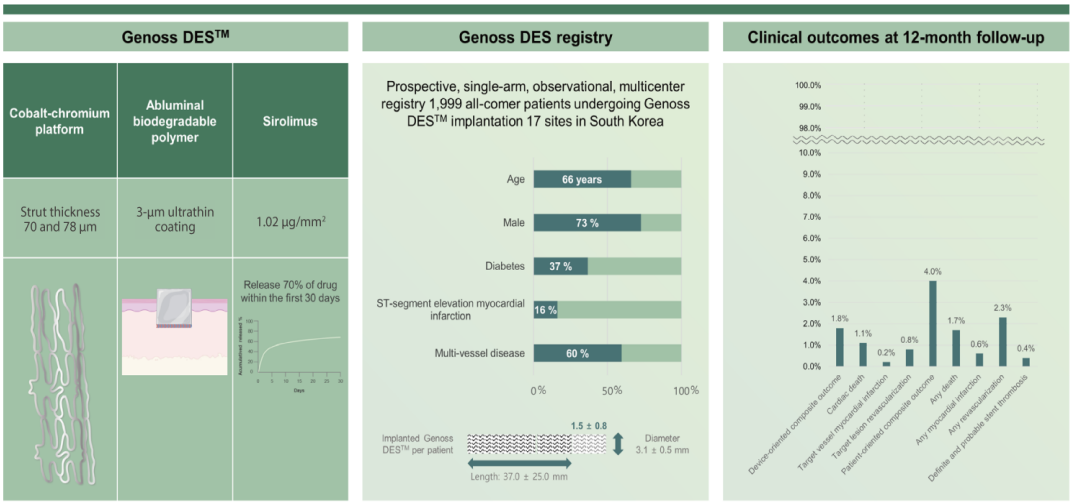

Conclusion The results of this study demonstrate the safety and efficacy of the Genoss DES™ in real-world practice among a diverse patient population with complex lesions.

Copyright © 2023 The Korean Association of Internal Medicine
This is an Open Access article distributed under the terms of the Creative Commons Attribution Non-Commercial License (http://creativecommons.org/licenses/by-nc/4.0/) which permits unrestricted noncommercial use, distribution, and reproduction in any medium, provided the original work is properly cited.

pISSN 1226-3303
eISSN 2005-6648
http://www.kjim.org

GENOSS

CE 2195

DES Sirolimus Eluting Coronary Stent System

Sirolimus eluting coronary stent
• Control of well-known drug, sirolimus for optimal release

Ultra-thin strut of cobalt-chrome alloy
• 70μm of strut thickness for exceptional flexibility and minimal vessel injury

Abluminal bioresorbable polymer
• Minimized use of coating materials for controllable release rate of drug (coating thickness < 4 μm)
• Limited coating of abluminal bioresorbable polymer on part where stent contacts with the inner wall of vessels
• Transformation into a 'bare metal stent' after the release of the drug and termination of degradation of biocompatible polymer.

Improved flexibility
• Great flexibility in complex lesions and effective navigation in tortuous anatomy by open-cell design
• Superior deliverability without compromise in complex anatomy

Optimized radial force
• Resistance to compression of lesion and maintenance of luminal gain.

Low profile delivery catheter system
• An effective system for small vessel treatment with improved trackability

Hydrophilic coating
• A coating with great trackability and crossability

Specification

Stent material	Cobalt-Chromium alloy, L-605
Polymer	Abluminal bioresorbable coating
Drug	Sirolimus
Drug dose	1.02 μg/mm^2
Stent strut thickness	< 70 μm, < 75 μm
Drug coating thickness	< 4 μm
Stent strut width	< 90 μm
Nominal pressure	9 atm (2.25 ~ 3.50 mm), 10 atm (3.75 ~ 4.00 mm)
Rated burst pressure	16 atm (2.25 ~ 3.50 mm), 14 atm (3.75 ~ 4.00 mm)
Distal shaft coating	Hydrophilic coating
Distal shaft	2.8 Fr (0.92 mm)
Proximal shaft	2.0 Fr (0.68 mm)
Lesion entry profile	0.017" (0.43 mm)
Usable length	1450 mm
Stent shortening	< 2%
Stent recoil	< 2%
Min. guiding catheter ID	5 Fr (0.056")
Max. guide wire OD	0.014" (0.36 mm)
Catheter type	Rapid exchange
Shelf life	2 years from sterilization date

Co-Cr strut design



Crossing profile

GENOSS DES



3.0 x 18 mm

Company A



3.0 x 22 mm

Company B



3.0 x 20 mm

Abluminal resorbable polymer

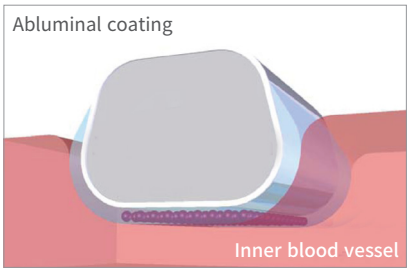

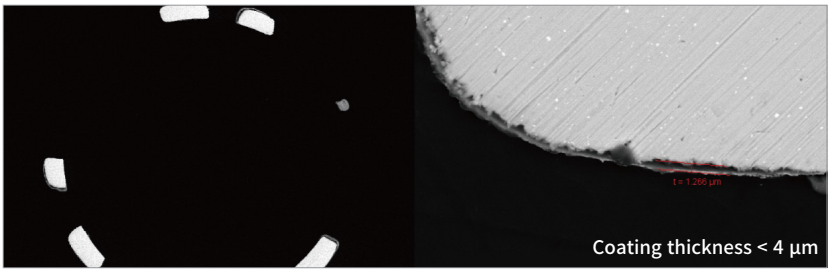

Polymer coating integrity after expansion

GENOSS DES

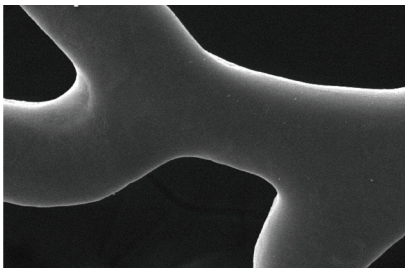

Company A

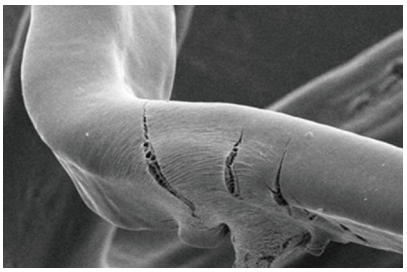

Company B



Sirolimus release profile

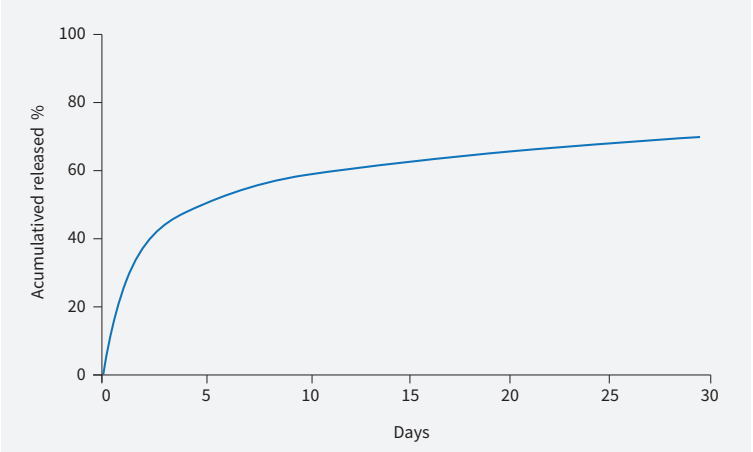

Bioresorbable polymer

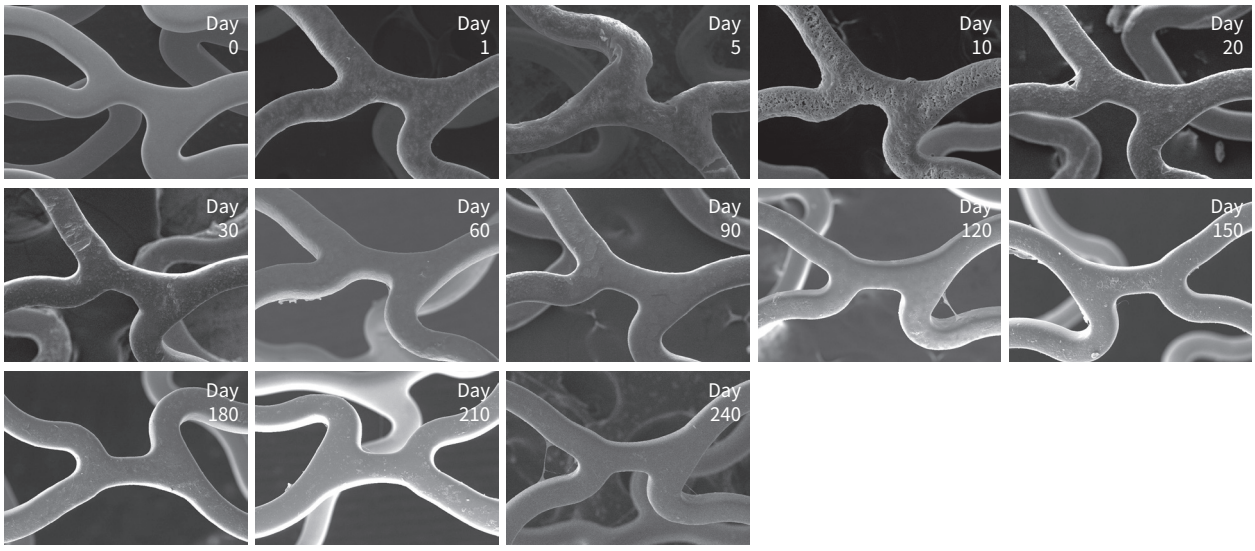

Strut width & thickness

GENOSS DES



Strut width = 0.090 mm
Strut thickness = 0.070 mm

Company A

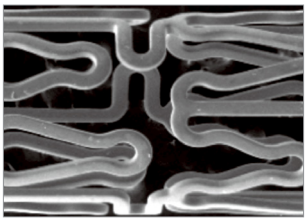

Strut width = 0.100 mm
Strut thickness = 0.080 mm

Shortening & recoil

GENOSS DES

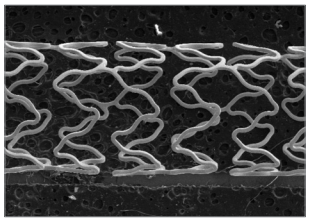

Shortening = 0.6%
Recoil = 1.7%

Company A

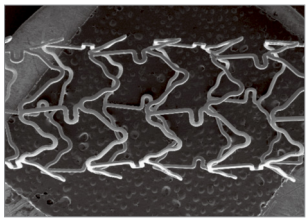

Shortening = 0.5%
Recoil = 4.9%

Flexibility

GENOSS DES



Company A



Kink resistance

GENOSS DES



Company A



Radial force

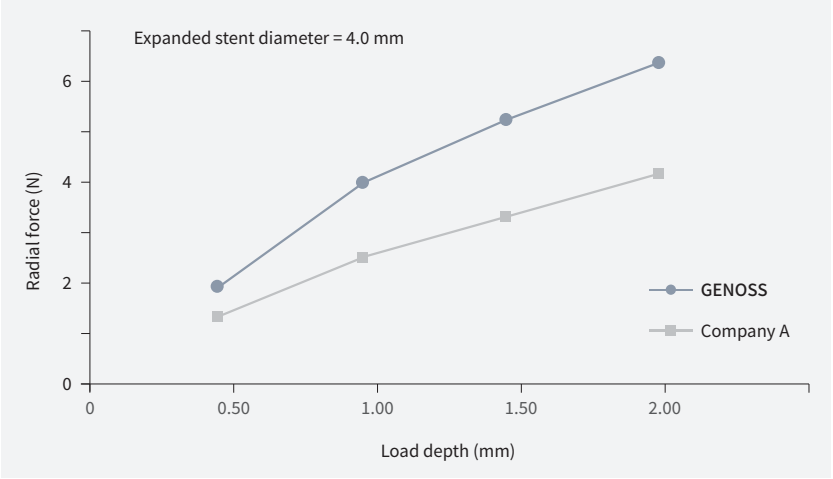

Clinical outcomes at 9 months and at 5 years

9 mo	GENOSS DES (n=38)	Company A (n=39)	p value
Death	1 (2.6%)	0	0.494
Cardiac	0	0	
Noncardiac	1 (2.6%)	0	
Myocardial Infarction	0	0	1.000
Target lesion revascularization	1 (2.6%)	1 (2.6%)	1.000
Target vessel revascularization	3 (7.9%)	1 (2.6%)	0.358
Stent thrombosis	0	0	1.000

5 yr	GENOSS DES (n=38)	Company A (n=39)	p value
Major adverse cardiovascular events	2 (5.3%)	5 (12.8%)	0.431
Death	2 (5.3%)	4 (10.3%)	0.675
Cardiac	0	1 (2.6%)	
Noncardiac	2 (5.3%)	3 (7.7%)	
Myocardial Infarction	0	0	1.000
Target lesion revascularization	1 (2.6%)	1 (2.6%)	1.000
Target vessel revascularization	3 (7.9%)	1 (2.6%)	0.358
Stent thrombosis	0	0	1.000

Seo et al. Medicine 2021 May; 100(19): 25765

Comparative characteristics of contemporary coronary drug-eluting stents

		Biodegradable polymer			Durable polymer	
Brand name	**GENOSS**	A	B	C	D	E
Company	**GENOSS**	Company A	Company B	Company C	Company D	Company E
Country	**Korea**	USA	Germany	Singapore	USA	USA
Drug	**Sirolimus**	Everolimus	Sirolimus	Biolimus	Everolimus	Zotarolimus
Stent						
Material	**CoCr**	PtCr	CoCr	316L stainless steel	L-605 CoCr	CoNi with Pt-Ir
Thickness	**70-78**	79-81	60-80	112	81	81-91
Polymer						
Material	**PLLA/PGLA**	PGLA	PLLA	PDLLA	PVDF-HFP	BiolLinx
Coating distribution	**Abluminal**	Abluminal	Conformal	Abluminal	Conformal	Conformal
Coating thickness (μm)	**3**	4	7.4	16.6	8	4.8
Drug elution time	**3-4 months**	3 months	100-120 days	180 days	120 days	180 days
Polymer absorption time	**6-9 months**	3-4 months	15 months	6-9 months	Permanent	Permanent
Strut cross section						

Korean Circ J. 2020 Apr;50(4):328-329

Order information

Stent diameter (mm)	Stent length (mm)								
	8	13	15	18	20	23	28	33	38
2.25	GDES-08-225	GDES-13-225	GDES-15-225	GDES-18-225	GDES-20-225	GDES-23-225	GDES-28-225	GDES-33-225	GDES-38-225
2.50	GDES-08-250	GDES-13-250	GDES-15-250	GDES-18-250	GDES-20-250	GDES-23-250	GDES-28-250	GDES-33-250	GDES-38-250
2.75	GDES-08-275	GDES-13-275	GDES-15-275	GDES-18-275	GDES-20-275	GDES-23-275	GDES-28-275	GDES-33-275	GDES-38-275
3.00	GDES-08-300	GDES-13-300	GDES-15-300	GDES-18-300	GDES-20-300	GDES-23-300	GDES-28-300	GDES-33-300	GDES-38-300
3.25	GDES-08-325	GDES-13-325	GDES-15-325	GDES-18-325	GDES-20-325	GDES-23-325	GDES-28-325	GDES-33-325	GDES-38-325
3.50	GDES-08-350	GDES-13-350	GDES-15-350	GDES-18-350	GDES-20-350	GDES-23-350	GDES-28-350	GDES-33-350	GDES-38-350
3.75	GDES-08-375	GDES-13-375	GDES-15-375	GDES-18-375	GDES-20-375	GDES-23-375	GDES-28-375	GDES-33-375	GDES-38-375
4.00	GDES-08-400	GDES-13-400	GDES-15-400	GDES-18-400	GDES-20-400	GDES-23-400	GDES-28-400	GDES-33-400	GDES-38-400

1 year clinical outcome of GENOSS DES prospective registry

Clinical outcomes (n=1,999)

Variables	Values
Device-oriented composite outcome	36 (1.8)
Cardiac death	21 (1.1)
In-hospital cardiovascular death	8 (0.4)
Target vessel myocardial infarction	3 (0.2)
Target lesion revascularization	16 (0.8)
Patient-oriented composite outcome	80 (4.0)
Any death	34 (1.7)
Any myocardial infarction	12 (0.6)
Any revascularization	45 (2.3)
Target vessel revascularization	21 (1.1)
Definite stent thrombosis	7 (0.4)
Myocardial infarction related	5 (0.3)
Definite and probable stent thrombosis	8 (0.4)
Myocardial infarction related	6 (0.3)

Values are presented as number (%)

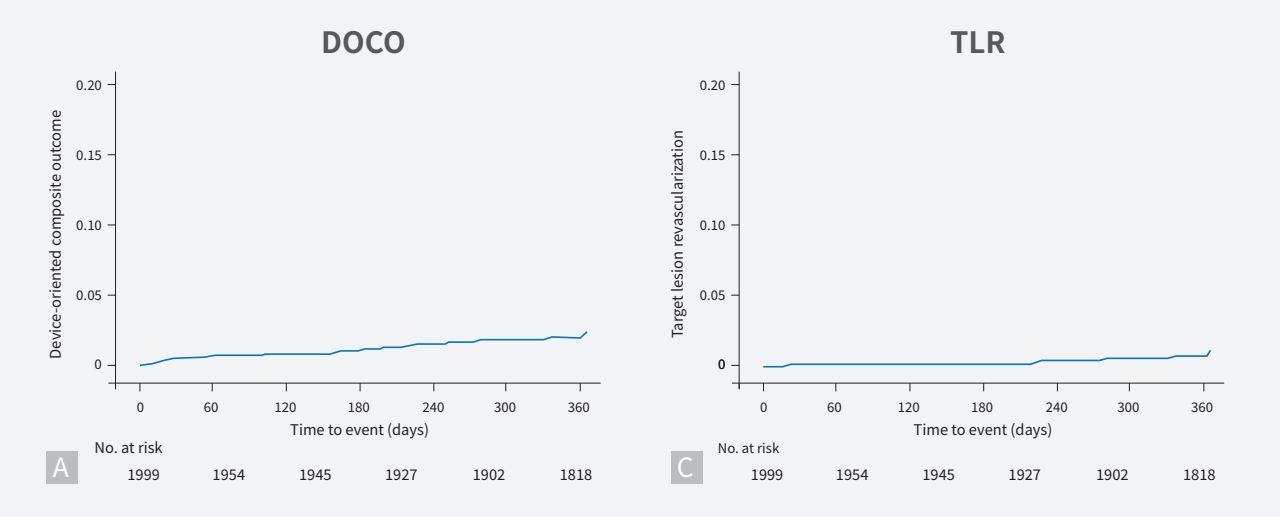

GENOSS BMS Bare Metal Coronary Stent



CE 2195

Design

- The S-shaped stent strut and bridge help you put the stent into a lesioned cardiovascular vessel easily and ensure a uniform space inside the vessel.
- The optimized radial force resists the pressure of a stenosed blood vessel effectively to ensure an adequate space for the stent to pass along it.

Optimal thickness

- The thickness of the stent strut provides an optimized radial force and facilitates initial endothelialization.

Hydrophilic coating

- The highly hydrophilic polymer coat on the surface of the catheter offers a good access into curved vessels.

Improved flexibility

- The open cell structure allows the stent to move flexibly and freely inside complex and curvy vessels.

Low profile delivery catheter system

- Effective in the treatment of a lesion in a narrow blood vessel.
- It prevents damage on blood vessels.
- It facilitates the stent to move smoothly inside blood vessels.

Wide choices

- Genoss BMS offers a wide range of stent sizes.
- Length: 8–28 mm, Diameter: 2–4 mm

Specification

Stent strut width	< 90 μm
Stent strut thickness	< 70 μm
Nominal Pressure	9 atm (2.00 ~ 3.50 mm) / 10 atm (3.75 ~ 5.00 mm)
Rated Burst Pressure	16 atm (2.00 ~ 3.50 mm) / 14 atm (3.75 ~ 5.00 mm)

Order information

Stent diameter (mm)	Stent length (mm)				
	8	13	18	23	28
2.00	GBMS-08-200	GBMS-13-200	GBMS-18-200	GBMS-23-200	GBMS-28-200
2.25	GBMS-08-225	GBMS-13-225	GBMS-18-225	GBMS-23-225	GBMS-28-225
2.50	GBMS-08-250	GBMS-13-250	GBMS-18-250	GBMS-23-250	GBMS-28-250
2.75	GBMS-08-275	GBMS-13-275	GBMS-18-275	GBMS-23-275	GBMS-28-275
3.00	GBMS-08-300	GBMS-13-300	GBMS-18-300	GBMS-23-300	GBMS-28-300
3.25	GBMS-08-325	GBMS-13-325	GBMS-18-325	GBMS-23-325	GBMS-28-325
3.50	GBMS-08-350	GBMS-13-350	GBMS-18-350	GBMS-23-350	GBMS-28-350
3.75	GBMS-08-375	GBMS-13-375	GBMS-18-375	GBMS-23-375	GBMS-28-375
4.00	GBMS-08-400	GBMS-13-400	GBMS-18-400	GBMS-23-400	GBMS-28-400
4.50	GBMS-08-450	GBMS-13-450	GBMS-18-450	GBMS-23-450	GBMS-28-450
5.00	GBMS-08-500	GBMS-13-500	GBMS-18-500	GBMS-23-500	GBMS-28-500

GENOSS

CE 2195

DCB Paclitaxel Coated PTCA Balloon Catheter

Paclitaxel coated PTCA Balloon catheter
• Paclitaxel (anti-proliferative drug) delivered to target tissues through contact with vessel walls

Surface circular coating
• Homogeneous drug delivery by even coating of balloon surface

Rapidly controlled drug release
• Shellac (hydrophilic natural polymer) for rapid tissue diffusion and release of drugs
• Prevention of washout from the balloon surface upon entry into the lesion with 3-folded wing

Inhibition of restenosis
• Crystalline paclitaxel of 3 μg/mm^2 coating with shellac for reduction of restenosis in the stent due to lumen loss in the late stent thrombosis

Low profile delivery catheter system
• An effective system for small vessel treatment with improved deliverability

Anatomy
• Superior deliverability without compromise in complex anatomy

Hydrophilic coating
• A coating with great deliverability

Specification

Drug	Paclitaxel
Drug dose	3.00 μg/mm^2
Coating thickness	Avg 10 μm
Coating material	Shellac, Vitamin E
Coating type	Surface circular coating
Nominal pressure	8 atm (2.00 ~ 4.00 mm)
Rated burst pressure	16 atm (2.00 ~ 3.50 mm), 14 atm (3.75 ~ 4.00 mm)
Distal shaft coating	Hydrophilic coating
Distal shaft	2.8 Fr (0.92 mm)
Proximal shaft	2.0 Fr (0.68 mm)
Lesion entry profile	0.017" (0.43 mm)
Usable length	1450 mm
Min. guiding catheter ID	5 Fr (0.056")
Max. guide wire OD	0.014" (0.36 mm)
Catheter type	Rapid exchange
Shelf life	2 years from sterilization date

Crystalline Paclitaxel

x 400



x 1000



Lower Profile

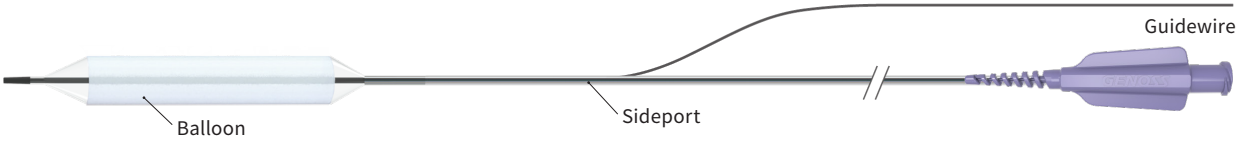

Balloon profile



GENOSS DCB



Company A

Sideport profile

GENOSS DCB

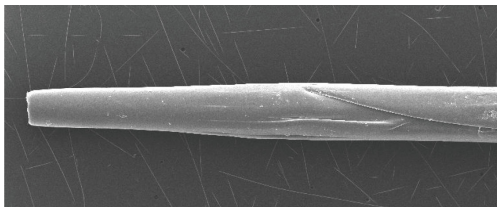

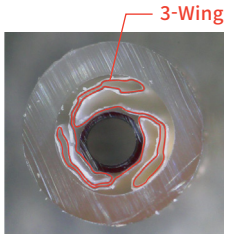

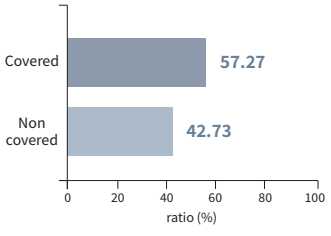

Company A

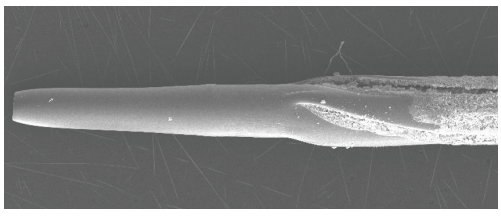

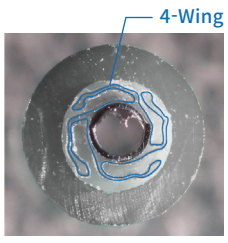

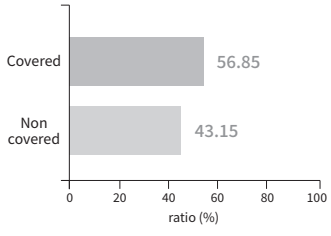

Serial Quantitative Coronary Angiographic Results at 6 months[1)]

	GENOSS DCB (n=39)	Company A (n=39)	p value
Diameter Stenosis in-segment, %	23.5 ± 10.9	30.4 ± 11.2	0.020
Diameter Stenosis in-stent, %	23.5 ± 10.9	30.2 ± 10.8	0.022
Late lumen loss in-segment, mm	0.15 ± 0.43	0.24 ± 0.39	0.299
Late lumen loss in-stent, mm	0.15 ± 0.43	0.26 ± 0.36	0.201
Binary restenosis in-segment, %	0	2 (6.5)	0.164
Binary restenosis rate in-stent, %	0	1 (3.2)	0.329

Values are mean ± SD or n/N (%).

Clinical Follow-Up at 6 months[2)]

	GENOSS DCB (n=39)	Company A (n=39)
Major adverse cardiovascular events	3 (7.7)	4 (10.3)
Cardiac death	0	0
Myocardial infarction	1 (2.6)	1 (2.6)
Stent thrombosis	0	1 (2.6)
Target lesion revascularization	2 (5.1)	2 (5.1)
Target vessel revascularization	2 (5.1)	2 (5.1)

Values are n (%)

1-2) JACC: Asia 2022;2:170–179

Order information

Balloon diameter (mm)	Balloon length (mm)								
	10	15	18	20	23	25	30	35	40
2.00	GDEB-10-200	GDEB-15-200	GDEB-18-200	GDEB-20-200	GDEB-23-200	GDEB-25-200	GDEB-30-200	GDEB-35-200	GDEB-40-200
2.25	GDEB-10-225	GDEB-15-225	GDEB-18-225	GDEB-20-225	GDEB-23-225	GDEB-25-225	GDEB-30-225	GDEB-35-225	GDEB-40-225
2.50	GDEB-10-250	GDEB-15-250	GDEB-18-250	GDEB-20-250	GDEB-23-250	GDEB-25-250	GDEB-30-250	GDEB-35-250	GDEB-40-250
2.75	GDEB-10-275	GDEB-15-275	GDEB-18-275	GDEB-20-275	GDEB-23-275	GDEB-25-275	GDEB-30-275	GDEB-35-275	GDEB-40-275
3.00	GDEB-10-300	GDEB-15-300	GDEB-18-300	GDEB-20-300	GDEB-23-300	GDEB-25-300	GDEB-30-300	GDEB-35-300	GDEB-40-300
3.25	GDEB-10-325	GDEB-15-325	GDEB-18-325	GDEB-20-325	GDEB-23-325	GDEB-25-325	GDEB-30-325	GDEB-35-325	GDEB-40-325
3.50	GDEB-10-350	GDEB-15-350	GDEB-18-350	GDEB-20-350	GDEB-23-350	GDEB-25-350	GDEB-30-350	GDEB-35-350	GDEB-40-350
3.75	GDEB-10-375	GDEB-15-375	GDEB-18-375	GDEB-20-375	GDEB-23-375	GDEB-25-375	GDEB-30-375	GDEB-35-375	GDEB-40-375
4.00	GDEB-10-400	GDEB-15-400	GDEB-18-400	GDEB-20-400	GDEB-23-400	GDEB-25-400	GDEB-30-400	GDEB-35-400	GDEB-40-400

GENOSS

CE 2195

PTCA Balloon Catheter

Hydrophilic coating
• A coating with great trackability and crossability

Specially engineered 3-folded balloon
• Excellent re-wrapping performance for superior re-crossability

Compliance profile
• Assurance of precise balloon inflation by controlled pressure with low compliance property

Small and flexible tip
• Soft and tapered cross tip for crossing challenging lesions easily

Great pushability and trackability
• PTFE coated hypotube combined with long skive for great pushability and trackability

Wide choice
• A wide range of balloon size

• Length : 10 ~35 mm, Diameter : 1.50 ~ 4.00 mm (including quarter sizes)

Specification

Distal shaft	2.8 Fr (0.92 mm)
Proximal shaft	2.0 Fr (0.68 mm)
Lesion entry profile	0.017" (0.43 mm)
Nominal pressure	7 atm (1.00 mm ~ 1.50 mm), 8 atm (2.00 mm ~ 5.00 mm)
Rated burst pressure	14 atm (3.75 mm, 4.00 mm ~ 5.00 mm) 15 atm (1.00 mm ~ 1.50 mm) 16 atm (2.00 mm ~ 3.50 mm)
Balloon material	Semi-compliant balloon
Balloon folding	3-folding
Min. guiding catheter ID	5 Fr (0.056")
Max. guide wire OD	0.014" (0.36 mm)
Catheter type	Rapid exchange
Usable length	1450 mm
Shelf life	3 years from sterilization date

After re-folding profile



GENOSS PTCA
2.5 x 15 (mm)



Company A
2.5 x 15 (mm)

Trackability

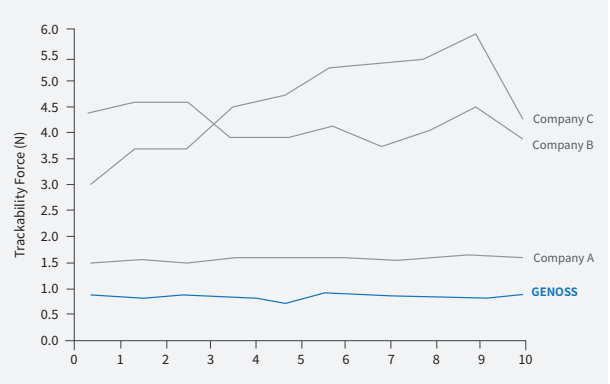

Order information

Balloon diameter (mm)	Balloon length (mm)									
	5	10	12	15	18	20	25	30	35	40
1.00	GBC-05-100	GBC-10-100	GBC-12-100	GBC-15-100	GBC-18-100	GBC-20-100				
1.10	GBC-05-110	GBC-10-110	GBC-12-110	GBC-15-110	GBC-18-110	GBC-20-110				
1.25		GBC-10-125	GBC-12-125	GBC-15-125	GBC-18-125	GBC-20-125				
1.50		GBC-10-150	GBC-12-150	GBC-15-150	GBC-18-150	GBC-20-150				
2.00		GBC-10-200	GBC-12-200	GBC-15-200	GBC-18-200	GBC-20-200	GBC-25-200	GBC-30-200	GBC-35-200	GBC-40-200
2.25		GBC-10-225	GBC-12-225	GBC-15-225	GBC-18-225	GBC-20-225	GBC-25-225	GBC-30-225	GBC-35-225	GBC-40-225
2.50		GBC-10-250	GBC-12-250	GBC-15-250	GBC-18-250	GBC-20-250	GBC-25-250	GBC-30-250	GBC-35-250	GBC-40-250
2.75		GBC-10-275	GBC-12-275	GBC-15-275	GBC-18-275	GBC-20-275	GBC-25-275	GBC-30-275	GBC-35-275	GBC-40-275
3.00		GBC-10-300	GBC-12-300	GBC-15-300	GBC-18-300	GBC-20-300	GBC-25-300	GBC-30-300	GBC-35-300	GBC-40-300
3.25		GBC-10-325	GBC-12-325	GBC-15-325	GBC-18-325	GBC-20-325	GBC-25-325	GBC-30-325	GBC-35-325	GBC-40-325
3.50		GBC-10-350	GBC-12-350	GBC-15-350	GBC-18-350	GBC-20-350	GBC-25-350	GBC-30-350	GBC-35-350	GBC-40-350
3.75		GBC-10-375	GBC-12-375	GBC-15-375	GBC-18-375	GBC-20-375	GBC-25-375	GBC-30-375	GBC-35-375	GBC-40-375
4.00		GBC-10-400	GBC-12-400	GBC-15-400	GBC-18-400	GBC-20-400	GBC-25-400	GBC-30-400	GBC-35-400	GBC-40-400
4.50		GBC-10-450	GBC-12-450	GBC-15-450	GBC-18-450	GBC-20-450	GBC-25-450			
5.00		GBC-10-500	GBC-12-500	GBC-15-500	GBC-18-500	GBC-20-500	GBC-25-500			

Improved property of end tip for CTO
Low profile and tapered cross tip facilitates crossing calcified lesions

GENOSS

CE 2195

NC PTCA Balloon Catheter

Hydrophilic coating
• A coating with great trackability and crossability

Noncompliant balloon with superb material and progressive forming technology
• A technology for excellent durability under high pressure circumstance

Soft and tapered tip design
• Soft and tapered cross tip for crossing challenging lesions easily

Innovative and flexible distal shaft
• Maximization of flexibility by advanced design

Great pushability and trackability
• PTFE coated hypotube combined with long skive for great pushability and trackability

Specification

Distal shaft	2.8 Fr (0.92 mm)
Proximal shaft	2.0 Fr (0.68 mm)
Lesion entry profile	0.017" (0.43 mm)
Nominal pressure	14 atm
Rated burst pressure	20 atm
Balloon material	Non-compliant balloon
Balloon folding	3-folding
Min. guiding catheter ID	5 Fr (0.056")
Max. guide wire OD	0.014" (0.36 mm)
Catheter type	Rapid exchange
Usable length	1450 mm
Shelf life	3 years from sterilization date

Compliance profile

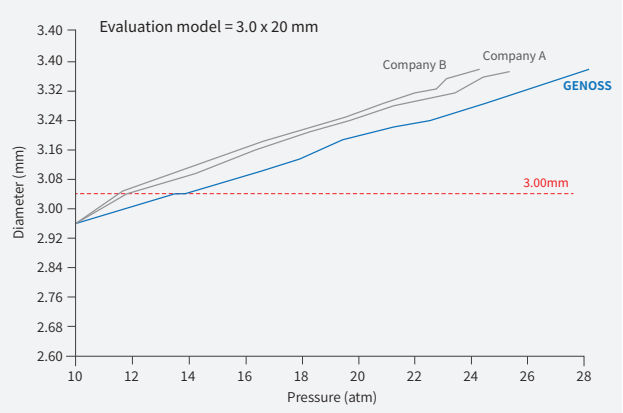

Order information

Balloon diameter (mm)	Balloon length (mm)						
	8	10	12	16	20	25	30
2.00	GHBC-08-200	GHBC-10-200	GHBC-12-200	GHBC-16-200	GHBC-20-200	GHBC-25-200	GHBC-30-200
2.25	GHBC-08-225	GHBC-10-225	GHBC-12-225	GHBC-16-225	GHBC-20-225	GHBC-25-225	GHBC-30-225
2.50	GHBC-08-250	GHBC-10-250	GHBC-12-250	GHBC-16-250	GHBC-20-250	GHBC-25-250	GHBC-30-250
2.75	GHBC-08-275	GHBC-10-275	GHBC-12-275	GHBC-16-275	GHBC-20-275	GHBC-25-275	GHBC-30-275
3.00	GHBC-08-300	GHBC-10-300	GHBC-12-300	GHBC-16-300	GHBC-20-300	GHBC-25-300	GHBC-30-300
3.25	GHBC-08-325	GHBC-10-325	GHBC-12-325	GHBC-16-325	GHBC-20-325	GHBC-25-325	GHBC-30-325
3.50	GHBC-08-350	GHBC-10-350	GHBC-12-350	GHBC-16-350	GHBC-20-350	GHBC-25-350	GHBC-30-350
3.75	GHBC-08-375	GHBC-10-375	GHBC-12-375	GHBC-16-375	GHBC-20-375	GHBC-25-375	GHBC-30-375
4.00	GHBC-08-400	GHBC-10-400	GHBC-12-400	GHBC-16-400	GHBC-20-400	GHBC-25-400	GHBC-30-400
4.50	GHBC-08-450	GHBC-10-450	GHBC-12-450	GHBC-16-450	GHBC-20-450	GHBC-25-450	GHBC-30-450
5.00	GHBC-08-500	GHBC-10-500	GHBC-12-500	GHBC-16-500	GHBC-20-500	GHBC-25-500	GHBC-30-500

Extractor Aspiration Catheter

CE 2195

High performance of aspiration capacity
• Uniform extract through large lumen diameters

Hydrophilic coating (40 cm)
• Enhancement in trackability and smooth navigation in tortuous anatomy

Dual working lengths
• A standard working length of 140 cm (6 Fr & 7 Fr) and a special working length of 150 cm (8 Fr)

Useful depth markers
• These markers are positioned at 90 cm - 100 cm - 110 cm from distal tip for measuring depth

Filter basket
• The filter size of 180 µm enables high-speed blood filtering

Extraction area

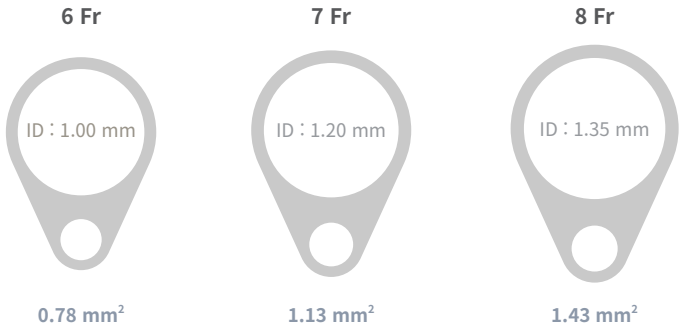



Dimension

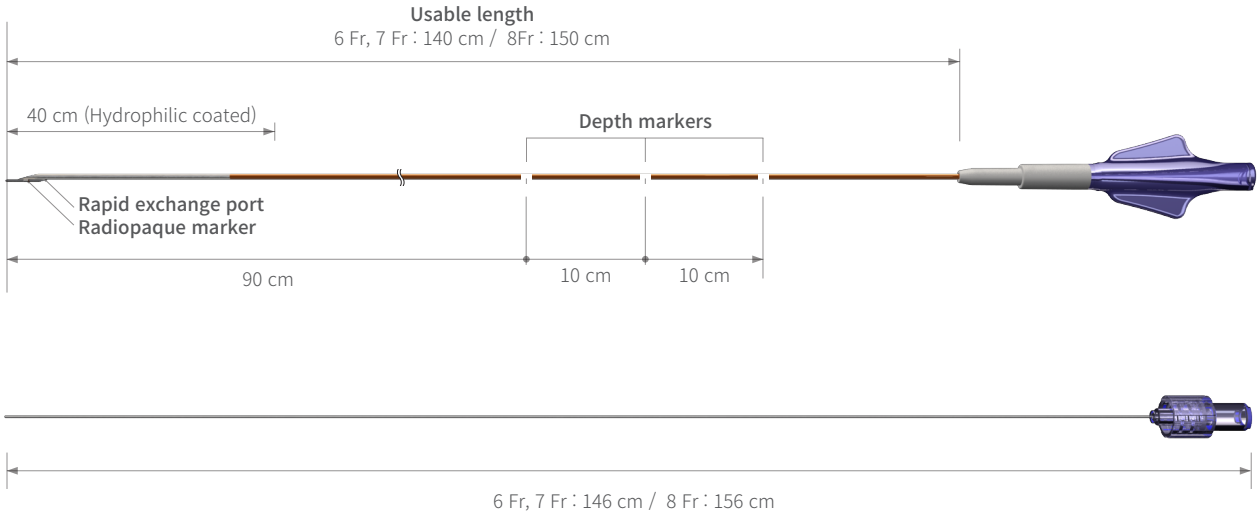

Package



1-Way stop cock/extension Line : 1 ea



Lock syringe : 1 ea



Filter basket 180 μm : 1 ea

Accessories



Lock syringe : 1 ea



Filter basket 180 μm : 1 ea

Order information

Model No.	Minimum inner diameter of compatible GC	Compatible GW	Shaft diameter				Guide wire lumen part		Usable length	Hydrophilic length
			Outer		Inner		Maximum outer diameter	Length		
			Distal	Proximal	Distal	Proximal				
6 Fr GAC-6-110	0.070 inch (1.78 mm)	0.014 inch (0.36 mm)	3.9 Fr (1.30 mm)	3.9 Fr (1.30 mm)	3.0 Fr (1.00 mm)	3.3 Fr (1.10 mm)	5.1 Fr (1.70 mm)	10 mm	1400 mm	400 mm
7 Fr GAC-7-130	0.080 inch (2.03 mm)		4.5 Fr (1.50 mm)	4.5 Fr (1.50 mm)	3.6 Fr (1.20 mm)	3.9 Fr (1.30 mm)	5.7 Fr (1.90 mm)		1400 mm	
8 Fr GAC-8-150	0.089 inch (2.26 mm)		5.2 Fr (1.74 mm)	5.2 Fr (1.74 mm)	4.1 Fr (1.35 mm)	4.5 Fr (1.50 mm)	6.3 Fr (2.10 mm)		1500 mm	

GENOSS

CE 2195

Inflator B30

Ergonomic design

• Ergonomic design for comfortable handling

Rapid and easy deflation

• 20 cc barrel for rapid and easy deflation



Specification

Pressure gauge	Max. 30 atm
Volume	20 cc
Design	Non-slip design when handling
Material	Clear appearance for easy air bubbles check

Applications

· Cardiology
· Radiology
· Urology

Characteristics



Easy handling of fixation and release



Ergonomic handle for pressurization



Drop prevention design

Order information

Model No.	Volume (cc)	Maximum pressure gauge (atm)
GBI-B30	20	30
GBI-B30S		
GBI-B30V		
GBI-B30VS		

GENOSS

CE 2195

Inflator B30 and accessories



GYC-A



GYC-B



Accessories



Y-Connector Hemostasis valve

GYC-A

· Ergonomic design
· 10 Fr compatible lumen
· Dual valve technology
· Click type to open and close the valve
· Body material : polycarbonate
· Sterilization : ETO

GYC-B

· Ergonomic design
· 7.4 Fr compatible lumen
· Dual valve technology
· Click type to open and close the valve
· Body material : polycarbonate
· Sterilization : ETO

Accessories

· 20 G introducer needle
· Torque device

Order information

GI30 Model No.			
GI30-BA1	GI30V-BA1	GI30-SA1	GI30V-SA1
GI30-BA2	GI30V-BA2	GI30-SA2	GI30V-SA2
GI30-BB1	GI30V-BB1	GI30-SB1	GI30V-SB1
GI30-BB2	GI30V-BB2	GI30-SB2	GI30V-SB2

GI40 Model No.			
GI40-BA1	GI40V-BA1	GI40-SA1	GI40V-SA1
GI40-BA2	GI40V-BA2	GI40-SA2	GI40V-SA2
GI40-BB1	GI40V-BB1	GI40-SB1	GI40V-SB1
GI40-BB2	GI40V-BB2	GI40-SB2	GI40V-SB2

GENOSS

CE 2195

Y-Connector Set Hemostasis Valve

Design
• Design for smooth introduction and easy removal of medical devices

Dual valve technology
• Minimization of fluid loss during interventional and diagnostic procedures

Optimized angle of side arm
• Optimized side arm angle for easy use

GYC-A
· Ergonomic design
· 10 Fr compatible lumen
· Dual valve technology
· Click type to open and close the valve
· Body material: polycarbonate
· Sterilization: ETO



GYC-B
· Ergonomic design
· 7.4 Fr compatible lumen
· Dual valve technology
· Click type to open and close the valve
· Body material: polycarbonate
· Sterilization: ETO



Applications
· 20 G introducer needle
· Torque device



Order information

Model No.	Needle	Torque device
GYC-A20	20 G	✓
GYC-B20	20 G	✓

Initiator Angiographic catheter

CE 2195

Description

- Advanced braided design for instant 1:1 torque transmission and superior support
- Atraumatic soft-tip technology for minimization of vessel trauma during selection and contrast injection
- Versatile range of shapes meeting individual clinical requirements

Purpose of Use

The Initiator Angiographic Catheter, designed for the delivery of radiopaque contrast media to selected sites in the coronary and cerebral vascular, etc

Features

- Braid technology
  Target vascular accessibility with 1:1 torque performance
  Excellent catheter durability and kink resistance in tortuous lesions

- End tip
  Soft material and tipping technology of End Tip to minimize vascular damage

- Polymer Blend
  Polymer material properties and forming technology for excellent shape retention performance

Specifications

Compatible guide wire 0.035" / 0.038"
Maximum pressure 4 Fr : 800 PSI / 5,516 kPa, 5 / 6 Fr : 1,000 PSI / 6,895 kPa

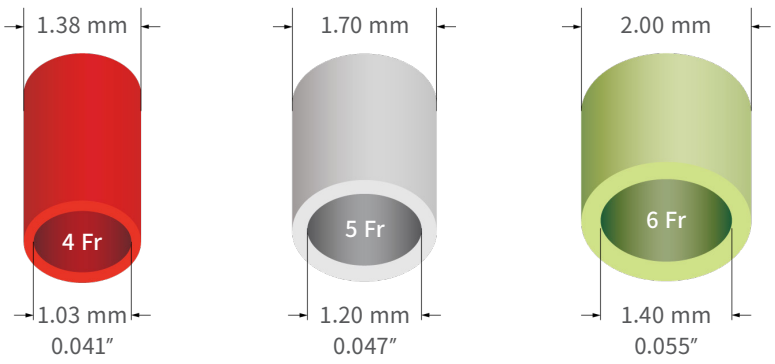

Construction

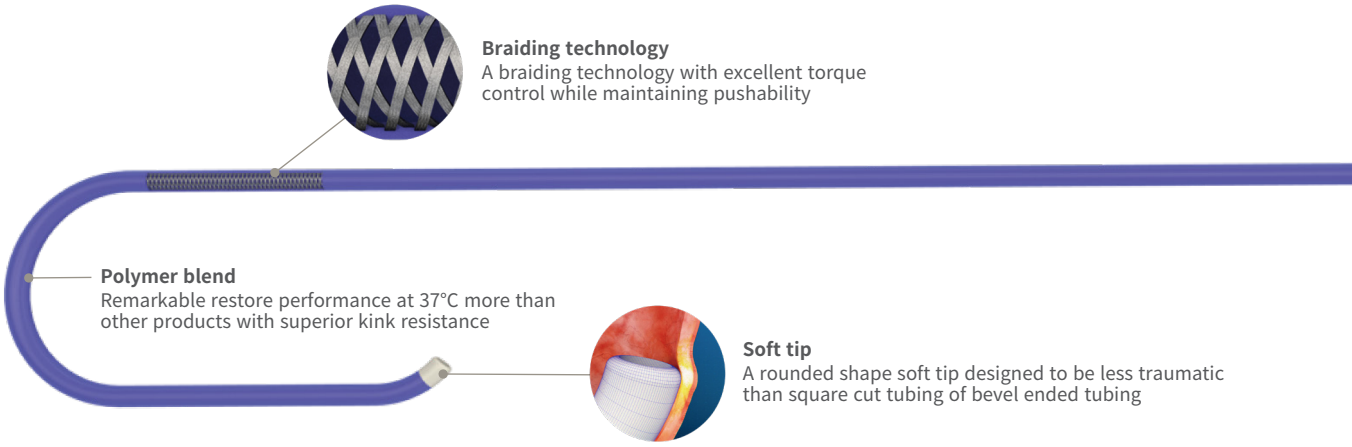

Braiding technology
A braiding technology with excellent torque control while maintaining pushability

Polymer blend
Remarkable restore performance at 37°C more than other products with superior kink resistance

Soft tip
A rounded shape soft tip designed to be less traumatic than square cut tubing of bevel ended tubing

Order information

Standard Model

4Fr (OD x ID = 1.38 x 1.03 mm)

Usable Length (cm)				65	80	100	125
Tip		Judkins Right	3.5	CD4JR35A	CD4JR35B	CD4JR35C	CD4JR35D
			4.0	CD4JR40A	CD4JR40B	CD4JR40C	CD4JR40D
			5.0	CD4JR50A	CD4JR50B	CD4JR50C	CD4JR50D
		Judkins Left	3.5	CD4JL35A	CD4JL35B	CD4JL35C	CD4JL35D
			4.0	CD4JL40A	CD4JL40B	CD4JL40C	CD4JL40D
			5.0	CD4JL50A	CD4JL50B	CD4JL50C	CD4JL50D
		Amplatz Right	1.0	CD4AR10A	CD4AR10B	CD4AR10C	CD4AR10D
			2.0	CD4AR20A	CD4AR20B	CD4AR20C	CD4AR20D
		Amplatz Left	1.0	CD4AL10A	CD4AL10B	CD4AL10C	CD4AL10D
			2.0	CD4AL20A	CD4AL20B	CD4AL20C	CD4AL20D
		Multipurpose (Standard)		CD4MPSTA	CD4MPSTB	CD4MPSTC	CD4MPSTD
		Internal Mammary (Standard)		CD4IMSTA	CD4IMSTB	CD4IMSTC	CD4IMSTD
		Pigtail (Standard)		CD4PTSTA	CD4PTSTB	CD4PTSTC	CD4PTSTD
		Simmons	2	CD4SIM2A	CD4SIM2B	CD4SIM2C	CD4SIM2D
		Davis (Standard)		CD4DAVSTA	CD4DAVSTB	CD4DAVSTC	CD4DAVSTD
		Newton (HN5)		CD4HN5A	CD4HN5B	CD4HN5C	CD4HN5D
		Bentson (JB)	2	CD4JB2A	CD4JB2B	CD4JB2C	CD4JB2D
		Headhunter1	1	CD4H1A	CD4H1B	CD4H1C	CD4H1D

Hard Model

4Fr (OD x ID = 1.38 x 1.03 mm)

Usable Length (cm)				65	80	100	125
Tip		Judkins Left	3.5	CD4JL35A-H	CD4JL35B-H	CD4JL35C-H	CD4JL35D-H
			4.0	CD4JL40A-H	CD4JL40B-H	CD4JL40C-H	CD4JL40D-H
			5.0	CD4JL50A-H	CD4JL50B-H	CD4JL50C-H	CD4JL50D-H

Standard Model

5Fr (OD x ID = 1.70 x 1.20 mm)

Usable Length (cm)				65	80	100	125
Tip		Judkins Right	3.5	CD5JR35A	CD5JR35B	CD5JR35C	CD5JR35D
			4.0	CD5JR40A	CD5JR40B	CD5JR40C	CD5JR40D
			5.0	CD5JR50A	CD5JR50B	CD5JR50C	CD5JR50D
		Judkins Left	3.5	CD5JL35A	CD5JL35B	CD5JL35C	CD5JL35D
			4.0	CD5JL40A	CD5JL40B	CD5JL40C	CD5JL40D
			5.0	CD5JL50A	CD5JL50B	CD5JL50C	CD5JL50D
		Amplatz Right	1.0	CD5AR10A	CD5AR10B	CD5AR10C	CD5AR10D
			2.0	CD5AR20A	CD5AR20B	CD5AR20C	CD5AR20D
		Amplatz Left	1.0	CD5AL10A	CD5AL10B	CD5AL10C	CD5AL10D
			2.0	CD5AL20A	CD5AL20B	CD5AL20C	CD5AL20D
		Multipurpose (Standard)		CD5MPSTA	CD5MPSTB	CD5MPSTC	CD5MPSTD
		Internal Mammary (Standard)		CD5IMSTA	CD5IMSTB	CD5IMSTC	CD5IMSTD
		Pigtail (Standard)		CD5PTSTA	CD5PTSTB	CD5PTSTC	CD5PTSTD
		Simmons	2	CD5SIM2A	CD5SIM2B	CD5SIM2C	CD5SIM2D
		Davis (Standard)		CD5DAVSTA	CD5DAVSTB	CD5DAVSTC	CD5DAVSTD
		Newton (HN5)		CD5HN5A	CD5HN5B	CD5HN5C	CD5HN5D
		Bentson (JB)	2	CD5JB2A	CD5JB2B	CD5JB2C	CD5JB2D
		Headhunter1	1	CD5H1A	CD5H1B	CD5H1C	CD5H1D

Hard Model

5Fr (OD x ID = 1.70 x 1.20 mm)

Usable Length (cm)				65	80	100	125
Tip		Judkins Right	3.5	CD5JR35A-H	CD5JR35B-H	CD5JR35C-H	CD5JR35D-H
			4.0	CD5JR40A-H	CD5JR40B-H	CD5JR40C-H	CD5JR40D-H
			5.0	CD5JR50A-H	CD5JR50B-H	CD5JR50C-H	CD5JR50D-H
		Judkins Left	3.5	CD5JL35A-H	CD5JL35B-H	CD5JL35C-H	CD5JL35D-H
			4.0	CD5JL40A-H	CD5JL40B-H	CD5JL40C-H	CD5JL40D-H
			5.0	CD5JL50A-H	CD5JL50B-H	CD5JL50C-H	CD5JL50D-H
		Amplatz Right	1.0	CD5AR10A-H	CD5AR10B-H	CD5AR10C-H	CD5AR10D-H
			2.0	CD5AR20A-H	CD5AR20B-H	CD5AR20C-H	CD5AR20D-H
		Amplatz Left	1.0	CD5AL10A-H	CD5AL10B-H	CD5AL10C-H	CD5AL10D-H
			2.0	CD5AL20A-H	CD5AL20B-H	CD5AL20C-H	CD5AL20D-H
		Multipurpose (Standard)		CD5MPSTA-H	CD5MPSTB-H	CD5MPSTC-H	CD5MPSTD-H
		Internal Mammary (Standard)		CD5IMSTA-H	CD5IMSTB-H	CD5IMSTC-H	CD5IMSTD-H

Standard Model

6Fr (OD x ID = 2.00 x 1.40 mm)

Usable Length (cm)				65	80	100	125
Tip		Judkins Right	3.5	CD6JR35A	CD6JR35B	CD6JR35C	CD6JR35D
			4.0	CD6JR40A	CD6JR40B	CD6JR40C	CD6JR40D
			5.0	CD6JR50A	CD6JR50B	CD6JR50C	CD6JR50D
		Judkins Left	3.5	CD6JL35A	CD6JL35B	CD6JL35C	CD6JL35D
			4.0	CD6JL40A	CD6JL40B	CD6JL40C	CD6JL40D
			5.0	CD6JL50A	CD6JL50B	CD6JL50C	CD6JL50D
		Amplatz Right	1.0	CD6AR10A	CD6AR10B	CD6AR10C	CD6AR10D
			2.0	CD6AR20A	CD6AR20B	CD6AR20C	CD6AR20D
		Amplatz Left	1.0	CD6AL10A	CD6AL10B	CD6AL10C	CD6AL10D
			2.0	CD6AL20A	CD6AL20B	CD6AL20C	CD6AL20D
		Multipurpose (Standard)		CD6MPSTA	CD6MPSTB	CD6MPSTC	CD6MPSTD
		Internal Mammary (Standard)		CD6IMSTA	CD6IMSTB	CD6IMSTC	CD6IMSTD
		Pigtail (Standard)		CD6PTSTA	CD6PTSTB	CD6PTSTC	CD6PTSTD
		Simmons	2	CD6SIM2A	CD6SIM2B	CD6SIM2C	CD6SIM2D
		Davis (Standard)		CD6DAVSTA	CD6DAVSTB	CD6DAVSTC	CD6DAVSTD
		Newton (HN5)		CD6HN5A	CD6HN5B	CD6HN5C	CD6HN5D
		Bentson (JB)	2	CD6JB2A	CD6JB2B	CD6JB2C	CD6JB2D
		Headhunter1	1	CD6H1A	CD6H1B	CD6H1C	CD6H1D

Hard Model

6Fr (OD x ID = 2.00 x 1.40 mm)

Usable Length (cm)				65	80	100	125
Tip		Judkins Right	3.5	CD6JR35A-H	CD6JR35B-H	CD6JR35C-H	CD6JR35D-H
			4.0	CD6JR40A-H	CD6JR40B-H	CD6JR40C-H	CD6JR40D-H
			5.0	CD6JR50A-H	CD6JR50B-H	CD6JR50C-H	CD6JR50D-H
		Judkins Left	3.5	CD6JL35A-H	CD6JL35B-H	CD6JL35C-H	CD6JL35D-H
			4.0	CD6JL40A-H	CD6JL40B-H	CD6JL40C-H	CD6JL40D-H
			5.0	CD6JL50A-H	CD6JL50B-H	CD6JL50C-H	CD6JL50D-H
		Amplatz Right	1.0	CD6AR10A-H	CD6AR10B-H	CD6AR10C-H	CD6AR10D-H
			2.0	CD6AR20A-H	CD6AR20B-H	CD6AR20C-H	CD6AR20D-H
		Amplatz Left	1.0	CD6AL10A-H	CD6AL10B-H	CD6AL10C-H	CD6AL10D-H
			2.0	CD6AL20A-H	CD6AL20B-H	CD6AL20C-H	CD6AL20D-H
		Multipurpose (Standard)		CD6MPSTA-H	CD6MPSTB-H	CD6MPSTC-H	CD6MPSTD-H
		Internal Mammary (Standard)		CD6IMSTA-H	CD6IMSTB-H	CD6IMSTC-H	CD6IMSTD-H

Peripheral Intervention Device

GENOSS Peripheral DCB PTA catheter

GENOSS PTA Balloon Catheter

Unis PICC

GENOSS Inflator B40

GENOSS

CE 2195

Peripheral DCB PTA Catheter

Description

- Crystalline paclitaxel of 3.5 μg/mm^2 coating with shellac
- Rapid deflation by large lumen diameter
- Low profile : High deliverability

Crystalline Paclitaxel

x 30



x 300

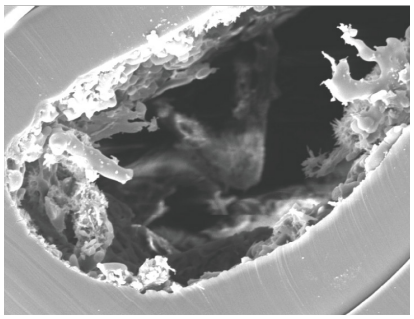

x 1000

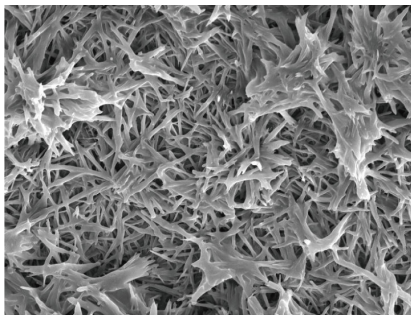

Inflation / Deflation time

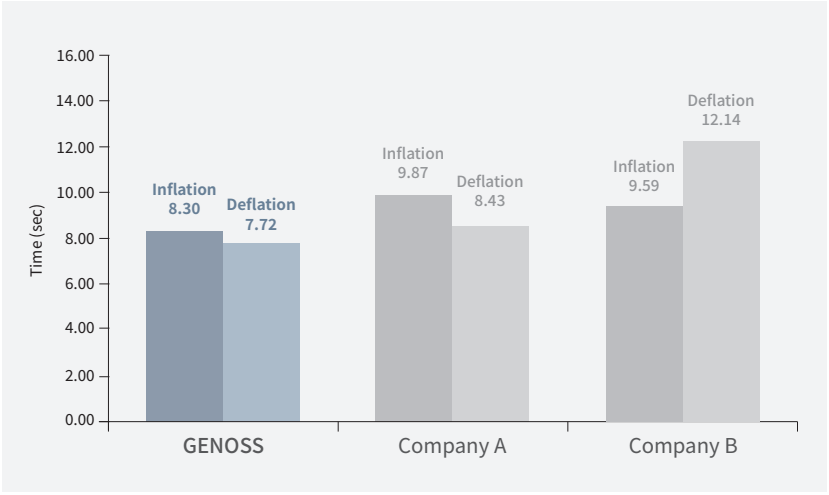

Inflation / Deflation (3 times)

Folding shape & coverage

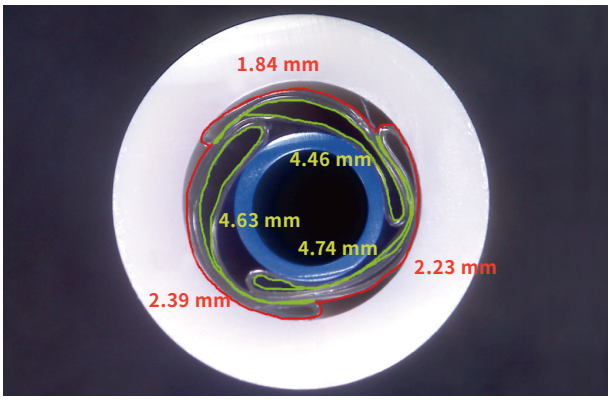

GENOSS

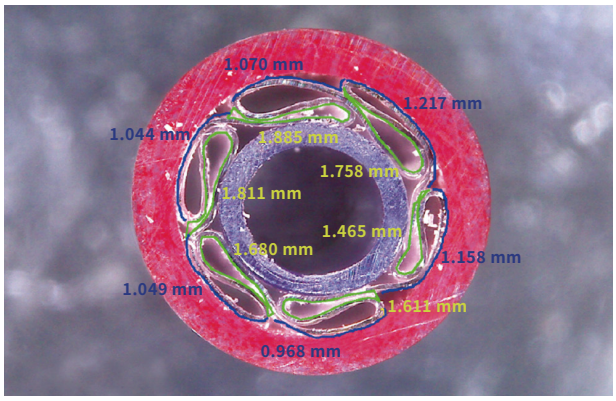

Company A

Sortation	Covered Balloon surface	Non-Covered Balloon surface	Covered surface rate
GENOSS (3-wing)	13.83 mm	6.46 mm	68.16 %
Company A (6-wing)	10.21 mm	6.50 mm	61.08 %

Large inflation lumen



GENOSS



Company A

Balloon profile



GENOSS



Company A

Order information

Balloon diameter : 4.0 mm

Introducer Sheath (Fr)	Balloon length (mm)						
	20	40	60	80	100	120	150
6 Fr	PDEB-04-020-050	PDEB-04-040-050	PDEB-04-060-050	PDEB-04-080-050	PDEB-04-100-050	PDEB-04-120-050	PDEB-04-150-050
	PDEB-04-020-080	PDEB-04-040-080	PDEB-04-060-080	PDEB-04-080-080	PDEB-04-100-080	PDEB-04-120-080	PDEB-04-150-080
	PDEB-04-020-130	PDEB-04-040-130	PDEB-04-060-130	PDEB-04-080-130	PDEB-04-100-130	PDEB-04-120-130	PDEB-04-150-130

Balloon diameter : 5.0 mm

Introducer Sheath (Fr)	Balloon length (mm)						
	20	40	60	80	100	120	150
6 Fr	PDEB-05-020-050	PDEB-05-040-050	PDEB-05-060-050	PDEB-05-080-050	PDEB-05-100-050	PDEB-05-120-050	PDEB-05-150-050
	PDEB-05-020-080	PDEB-05-040-080	PDEB-05-060-080	PDEB-05-080-080	PDEB-05-100-080	PDEB-05-120-080	PDEB-05-150-080
	PDEB-05-020-130	PDEB-05-040-130	PDEB-05-060-130	PDEB-05-080-130	PDEB-05-100-130	PDEB-05-120-130	PDEB-05-150-130

Balloon diameter : 6.0 m

Introducer Sheath (Fr)	Balloon length (mm)						
	20	40	60	80	100	120	150
6 Fr	PDEB-06-020-050	PDEB-06-040-050	PDEB-06-060-050	PDEB-06-080-050	PDEB-06-100-050	PDEB-06-120-050	PDEB-06-150-050
	PDEB-06-020-080	PDEB-06-040-080	PDEB-06-060-080	PDEB-06-080-080	PDEB-06-100-080	PDEB-06-120-080	PDEB-06-150-080
	PDEB-06-020-130	PDEB-06-040-130	PDEB-06-060-130	PDEB-06-080-130	PDEB-06-100-130	PDEB-06-120-130	PDEB-06-150-130

Balloon diameter : 7.0 mm

Introducer Sheath (Fr)	Balloon length (mm)					
	20	40	60	80	100	120
6 Fr	PDEB-07-020-050	PDEB-07-040-050	PDEB-07-060-050	PDEB-07-080-050	PDEB-07-100-050	PDEB-07-120-050
	PDEB-07-020-080	PDEB-07-040-080	PDEB-07-060-080	PDEB-07-080-080	PDEB-07-100-080	PDEB-07-120-080
	PDEB-07-020-130	PDEB-07-040-130	PDEB-07-060-130	PDEB-07-080-130	PDEB-07-100-130	PDEB-07-120-130

Compliance chart

Balloon diameter (mm)		Ø4.0		Ø5.0		Ø6.0		Ø7.0	
Balloon length (mm)		20 - 60	80 - 150	20 - 80	100 - 150	20 - 80	100 - 150	20 - 80	100 - 120
Nominal pressure (NP)	atm	10	10	10	10	10	10	10	10
	Ø (mm)	4.03	4.01	5.04	5.02	6.01	6.04	7.02	7.01
Rated burst pressure (RBP)	atm	14	14	14	14	14	14	14	14
	Ø (mm)	4.21	4.26	5.18	5.21	6.27	6.24	7.24	7.21

GENOSS

CE 2195

PTA Balloon Catheter

Just-fit end tip

• A just-fit end tip to the 0.035" guide wire

Rapid deflation time

• Possible to attain rapid deflation speed

Specification

Catheter design	Over the wire
Balloon coating	Hydrophilic
Shaft profile	5 Fr (1.78 mm) / 6 Fr (1.98 mm)
Catheter lengths	50 / 80 / 130 cm
Introducer sheath compatibility	6 Fr - 7 Fr
Guidewire compatibility	0.035* (0.89 mm)

Just-fit end tip 0.035" Guide wire



GENOSS | Company A | Company B | Company C

Rapid deflation time Deflation (3 times)

(Ø7.0 x 40 mm)

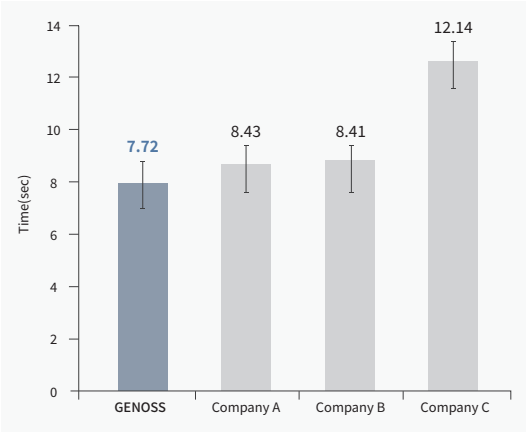

Balloon shape

(Ø6.0 x 120 mm)



Order information

Catheter length : 50 cm

Balloon diameter (mm)	Balloon length (mm)							
	20	40	60	80	100	120	150	200
4.0	GPNC-04-020-050	GPNC-04-040-050	GPNC-04-060-050	GPNC-04-080-050	GPNC-04-100-050	GPNC-04-120-050	GPNC-04-150-050	GPNC-04-200-050
5.0	GPNC-05-020-050	GPNC-05-040-050	GPNC-05-060-050	GPNC-05-080-050	GPNC-05-100-050	GPNC-05-120-050	GPNC-05-150-050	GPNC-05-200-050
6.0	GPNC-06-020-050	GPNC-06-040-050	GPNC-06-060-050	GPNC-06-080-050	GPNC-06-100-050	GPNC-06-120-050	GPNC-06-150-050	GPNC-06-200-050
7.0	GPNC-07-020-050	GPNC-07-040-050	GPNC-07-060-050	GPNC-07-080-050	GPNC-07-100-050	GPNC-07-120-050	GPNC-07-150-050	GPNC-07-200-050
8.0	GPNC-08-020-050	GPNC-08-040-050	GPNC-08-060-050	GPNC-08-080-050				
9.0	GPNC-09-020-050	GPNC-09-040-050	GPNC-09-060-050	GPNC-09-080-050				
10.0	GPNC-10-020-050	GPNC-10-040-050	GPNC-10-060-050					
12.0	GPNC-12-020-050	GPNC-12-040-050	GPNC-12-060-050					

Catheter length : 80 cm

Balloon diameter (mm)	Balloon length (mm)							
	20	40	60	80	100	120	150	200
4.0	GPNC-04-020-080	GPNC-04-040-080	GPNC-04-060-080	GPNC-04-080-080	GPNC-04-100-080	GPNC-04-120-080	GPNC-04-150-080	GPNC-04-200-080
5.0	GPNC-05-020-080	GPNC-05-040-080	GPNC-05-060-080	GPNC-05-080-080	GPNC-05-100-080	GPNC-05-120-080	GPNC-05-150-080	GPNC-05-200-080
6.0	GPNC-06-020-080	GPNC-06-040-080	GPNC-06-060-080	GPNC-06-080-080	GPNC-06-100-080	GPNC-06-120-080	GPNC-06-150-080	GPNC-06-200-080
7.0	GPNC-07-020-080	GPNC-07-040-080	GPNC-07-060-080	GPNC-07-080-080	GPNC-07-100-080	GPNC-07-120-080	GPNC-07-150-080	GPNC-07-200-080
8.0	GPNC-08-020-080	GPNC-08-040-080	GPNC-08-060-080	GPNC-08-080-080				
9.0	GPNC-09-020-080	GPNC-09-040-080	GPNC-09-060-080	GPNC-09-080-080				
10.0	GPNC-10-020-080	GPNC-10-040-080	GPNC-10-060-080					
12.0	GPNC-12-020-080	GPNC-12-040-080	GPNC-12-060-080					

Catheter length : 130 cm

Balloon diameter (mm)	Balloon length (mm)							
	20	40	60	80	100	120	150	200
4.0	GPNC-04-020-130	GPNC-04-040-130	GPNC-04-060-130	GPNC-04-080-130	GPNC-04-100-130	GPNC-04-120-130	GPNC-04-150-130	GPNC-04-200-130
5.0	GPNC-05-020-130	GPNC-05-040-130	GPNC-05-060-130	GPNC-05-080-130	GPNC-05-100-130	GPNC-05-120-130	GPNC-05-150-130	GPNC-05-200-130
6.0	GPNC-06-020-130	GPNC-06-040-130	GPNC-06-060-130	GPNC-06-080-130	GPNC-06-100-130	GPNC-06-120-130	GPNC-06-150-130	GPNC-06-200-130
7.0	GPNC-07-020-130	GPNC-07-040-130	GPNC-07-060-130	GPNC-07-080-130	GPNC-07-100-130	GPNC-07-120-130	GPNC-07-150-130	GPNC-07-200-130
8.0	GPNC-08-020-130	GPNC-08-040-130	GPNC-08-060-130	GPNC-08-080-130				
9.0	GPNC-09-020-130	GPNC-09-040-130	GPNC-09-060-130	GPNC-09-080-130				
10.0	GPNC-10-020-130	GPNC-10-040-130	GPNC-10-060-130					
12.0	GPNC-12-020-130	GPNC-12-040-130	GPNC-12-060-130					

Compliance chart

Balloon diameter (mm)		Ø4.0		Ø5.0		Ø6.0		Ø7.0		Ø8.0	Ø9.0	Ø10.0	Ø12.0
Balloon length (mm)		20 - 60	80 - 200	20 - 80	100 - 200	20 - 80	100 - 200	20 - 80	100 - 200	20 - 80	20 - 80	20 - 60	20 - 60
Nominal pressure (NP)	atm	12	12	12	12	12	12	12	12	12	11	10	8
	Ø (mm)	4.03	4.04	5.00	5.00	5.98	5.98	7.02	7.00	7.99	9.01	10.05	12.04
Rated burst pressure (RBP)	atm	23	20	23	20	23	20	23	20	18	16	14	10
	Ø (mm)	4.58	4.48	5.47	5.38	6.61	6.48	7.80	7.53	8.28	9.32	10.38	12.32

Recommended sheath **6 Fr** Recommended sheath **7 Fr**

Unis PICC

CE 2195

Description

- Large lumen diameter
- Reverse tapered design
- Easy identification







Specification

5 Fr Single-lumen



5 Fr Dual-lumen



6 Fr Triple-lumen



Accessories

1. Peel away sheath

· Easy-to-thread funnel system
· Patented locking system





2. Better radiopaque guide wire

· 2 types of length (70 / 120 cm)
· Improvement of radiopacity



Gold coated



Marker

3. Better visible needle

· Dimpling method
· Improvement of visibility



Order information

Model	French size (outer Diameter)	Lumens	Gauge size (inner Diameter)	Catheter length (cm)	Maximum flow rate (with warmed Contrast)	Priming volume	Guide wire length (cm)
GP-4SIR	4 Fr	1	16.5	55	4 ml / sec	< 0.67 ml	120
GP-5SIR	5 Fr	1			5 ml / sec		
GP-5DIR		2	18 / 18			< 0.8 ml	
GP-5TIR		3	18 / 19 / 19			< 1.0 ml	
GP-6DIR	6 Fr	2	17 / 17		6 ml / sec	< 0.8 ml	
GP-6TIR		3	17 / 19 / 19			< 1.0 ml	
GP-4SIRB	4 Fr	1	16.5		4 ml / sec	< 0.67 ml	
GP-5SIRB	5 Fr	1			5 ml / sec		
GP-5DIRB		2	18 / 18			< 0.8 ml	
GP-5TIRB		3	18 / 19 / 19			< 1.0 ml	
GP-6DIRB	6 Fr	2	17 / 17		6 ml / sec	< 0.8 ml	
GP-6TIRB		3	17 / 19 / 19			< 1.0 ml	
GP-4SIR16	4 Fr	1	16.5		4 ml / sec	< 0.67 ml	
GP-5SIR16	5 Fr	1			5 ml / sec		
GP-5DIR16		2	18 / 18			< 0.8 ml	
GP-5TIR16		3	18 / 19 / 19			< 1.0 ml	
GP-6DIR16	6 Fr	2	17 / 17		6 ml / sec	< 0.8 ml	
GP-6TIR16		3	17 / 19 / 19			< 1.0 ml	
GP-4SIR70	4 Fr	1	16.5		4 ml / sec	< 0.67 ml	70
GP-5SIR70	5 Fr	1			5 ml / sec		
GP-5DIR70		2	18 / 18			< 0.8 ml	
GP-5TIR70		3	18 / 19 / 19			< 1.0 ml	
GP-6DIR70	6 Fr	2	17 / 17		6 ml / sec	< 0.8 ml	
GP-6TIR70		3	17 / 19 / 19			< 1.0 ml	
GP-4SIR7016	4 Fr	1	16.5		4 ml / sec	< 0.67 ml	
GP-5SIR7016	5 Fr	1			5 ml / sec		
GP-5DIR7016		2	18 / 18			< 0.8 ml	
GP-5TIR7016		3	18 / 19 / 19			< 1.0 ml	
GP-6DIR7016	6 Fr	2	17 / 17		6 ml / sec	< 0.8 ml	
GP-6TIR7016		3	17 / 19 / 19			< 1.0 ml	
GP-4SIR80B	4 Fr	1	16.5		4 ml / sec	< 0.67 ml	80
GP-5SIR80B	5 Fr	1			5 ml / sec		
GP-5DIR80B		2	18 / 18			< 0.8 ml	
GP-5TIR80B		3	18 / 19 / 19			< 1.0 ml	
GP-6DIR80B	6 Fr	2	17 / 17		6 ml / sec	< 0.8 ml	
GP-6TIR80B		3	17 / 19 / 19			< 1.0 ml	

***Black wire (GP-XXIRB / GP-XXIRXXB)** : Polymer material, Curved type (0.018")

GENOSS
Inflator B40

CE 2195

Ergonomic design
• Ergonomic design for comfortable handling

Rapid and easy deflation
• 30 cc barrel for rapid and easy deflation

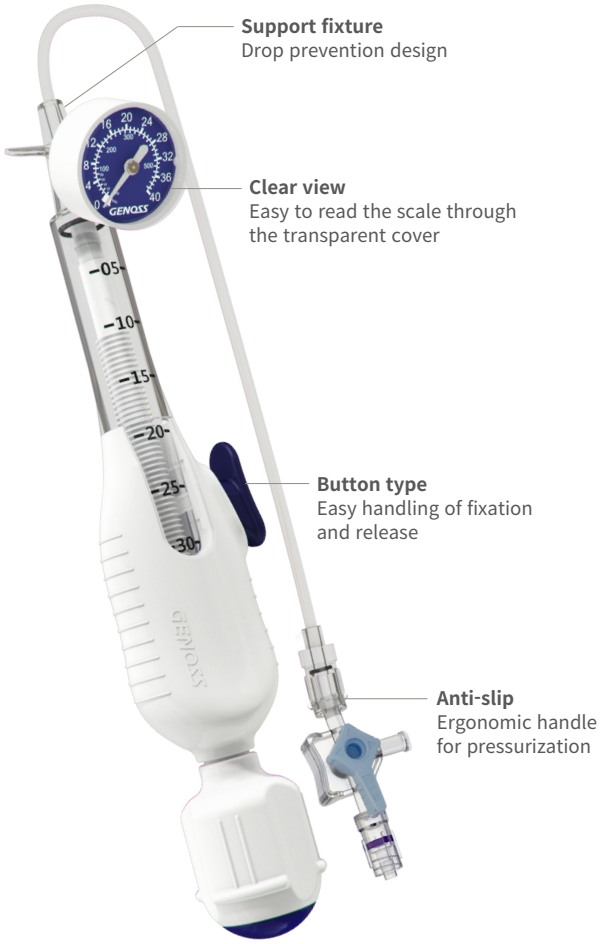

Specification

Pressure gauge	Max. 40 atm
Volume	30 cc
Design	Non-slip design when handling
Material	Clear appearance for easy air bubbles check

Applications
· Radiology

Characteristics


Easy handling of fixation and release


Ergonomic handle for pressurization


Drop prevention design

Order information

Model No.	Volume(cc)	Maximum pressure gauge(atm)
GBI-B40	30	40
GBI-B40S		
GBI-B40V		
GBI-B40SV		

GENOSS Co., Ltd.

HEAD OFFICE
12F, 76, Changnyong-daero 256beon-gil, Yeongtong-gu, Suwon-si, Gyeonggi-do, Republic of KOREA
Tel: 031-888-5100 www.genoss.com

CAT VI-EN(Rev.5,2410)