

So Fittable,
My special one and only choice

MANUFACTURER | **BISTOOL**

Tel.+82-2-3446-7688, Fax.+82-2-3446-7687 www.bistool.com

MAIN OFFICE | 6th and 7th Floor, 51-1, Seongsui-ro 26-gil, Seongdong-gu, Seoul
FACTORY | 1st, 3rd, and 5th Floor, 9 Gwangnaru-ro 6-Gil, Seongdong-gu, Seoul

BISTOOL has the patent and design right for this product. Use of the product without notice may cause legal sanction.

Copyright ©2023 Bistool, all right reserved

SOFIT

Premium 3D Customized Facial Implant

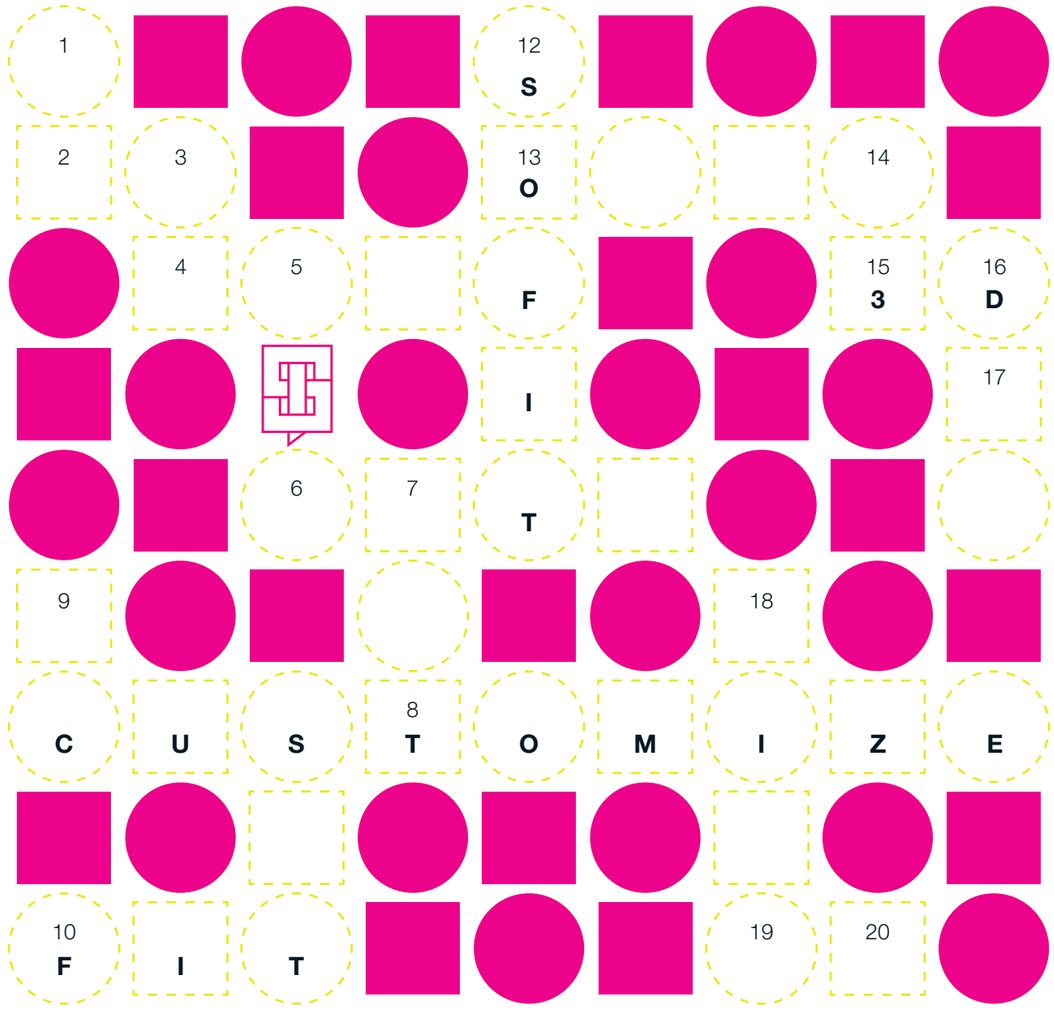

BISTOOL

SOFIT is a customized facial implant based on the patient's individual CT data.

SOFIT is safe.

SOFIT uses implant-grade silicone registered with the US FDA.

The mold is output with a 3D printer using USP Class VI certified materials. (Materials used are long-term implantable silicone that can be inserted into the body over 30 days)

Delivered as a sterilized product.

SOFIT is different.

SOFIT is manufactured by BISTOOL, who boasts high brand awareness in the domestic / overseas rhinoplasty market.

SOFIT has various size options for selecting a base model(ready-made nasal implant, SOFTXiL) and it helps to predict the post-operation result.

SOFIT reflects the surgeon's operation planning.

SOFIT is designed based on the patient's individual CT data, thus the contact surface perfectly matches the actual patient's nasal bone as a asymmetry form.

SOFIT is convenient.

SOFIT uses a SOFTXiL which has been applied to variety of clinical cases as a base model.

SOFIT reflects the LLC movement distance based on the doctor's operation planning.

The 3D printed patient's nose model delivered with SOFIT helps the doctor to make an easy decision for LLC movement. SOFIT is not required additional carving work to rhinoplasty.

SOFIT Ordering and Manufacturing Process



1
CT Scanning



2
Operation Planning

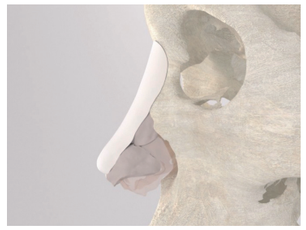

3
SOFIT Design



4
3D Print SOFIT Mold



5
SOFIT Manufacturing

1. CT Scanning.
2. Operation Planning. (Base model from SOFTXiL / LLC movement distance / Rasp procedure, etc.)
3. – Enter the operation date and time with patient information.
   – Upload the patient's CT data (at least 700 images) and lateral (side) view photograph.
   – Enter the operation planning information, such as the operation method, rasp procedure, LLC movement distance, etc.
   – Select a base model among the SOFTXiL models and enter modification information.
   – Draw a skin line for desired post-operation results on the lateral (side) view photograph of the patient and upload it.
4. The design process is proceeded according to the order form.
5. Once the SOFIT design has been confirmed, the mold is 3D printed.
6. After the manufacturing, SOFIT is sterilized and delivered.